

W83310S-N/W83310G-N



Winbond
Bus Termination Regulator
W83310S-N
W83310G-N

W83310S-N/W83310G-N



W83310S-N/W83310G-N

Data Sheet Revision History

	PAGES	DATES	VERSION	VERSION ON WEB	MAIN CONTENTS
1	N.A.	02/Dec.	0.51	N.A.	The versions before 0.5 are only for internal reference.
2	3	03/Feb.	0.60	N.A.	Recommend circuit update
3	5	03/Mar.	0.61	N.A.	AC specification update
4	3	03/May	0.7	N.A.	Internal block diagram update
5	4,6	03/Jul.	0.71	N.A.	Recommend circuit update
6	4	03/Oct.	0.72	N.A.	<ul style="list-style-type: none">AC specification update
7		06/Jan..	0.73	N.A.	<ul style="list-style-type: none">Add Pb-free part no:W83310G-N

Please note that all data and specifications are subject to change without notice. All the trademarks of products and companies mentioned in this datasheet belong to their respective owners.

LIFE SUPPORT APPLICATIONS

These products are not designed for use in life support appliances, devices, or systems where malfunction of these products can reasonably be expected to result in personal injury. Winbond customers using or selling these products for use in such applications do so at their own risk and agree to fully indemnify Winbond for any damages resulting from such improper use or sales.

W83310S-N/W83310G-N



Table of Contents-

1.	GENERAL DESCRIPTION	2
2.	FEATURES	2
3.	APPLICATIONS	2
4.	PIN CONFIGURATION AND DESCRIPTION	3
5.	APPLICATION CIRCUIT	4
6.	INTERNAL BLOCK DIAGRAM	5
7.	ELECTRICAL CHARACTERISTICS.....	6
	7.1 AC CHARACTERISTICS.....	6
8.	TYPICAL OPERATING WAVEFORM.....	7
9.	PACKAGE DIMENSION	8
10.	ORDERING INFORMATION	9
11.	HOW TO READ THE TOP MARKING.....	9

W83310S-N/W83310G-N



1. GENERAL DESCRIPTION

The W83310S-N is a linear regulator which provides achieves 1.5Amp bi-directional sinking and driving capability for DDR SDRAM bus terminator application. The chip simply implement a stable power supply which can track half of input power dynamically for bus terminator with a single chip; that is the chip integrates two power MOSFETs. There is no any external power device needed. The W83310S-N is promoted with small footprint 8-SOP 150mil package. With W83301S-R/N design, a high integration, high performance, and cost-effective solution is promoted.

2. FEATURES

- Regulates a bi-directional power with driving and sinking capability
- Provides achieve 1.5Amp driving and sinking current
- Power MOSFET integrated
- Low external component count
- Low output voltage offset
- Operates with +5V,+3.3V and +2.5V control power
- Small package
- Low cost and easy to use

3. APPLICATIONS

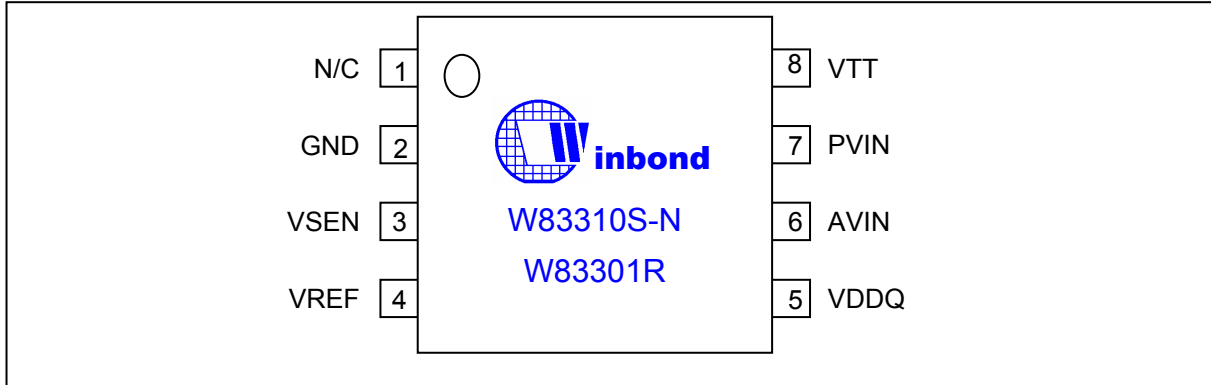
- DDR Bus Termination Regulator
- Active Termination Bus
- SSTL-2
- SSTL-3

W83310S-N/W83310G-N



4. PIN CONFIGURATION AND DESCRIPTION

-W83310S-N

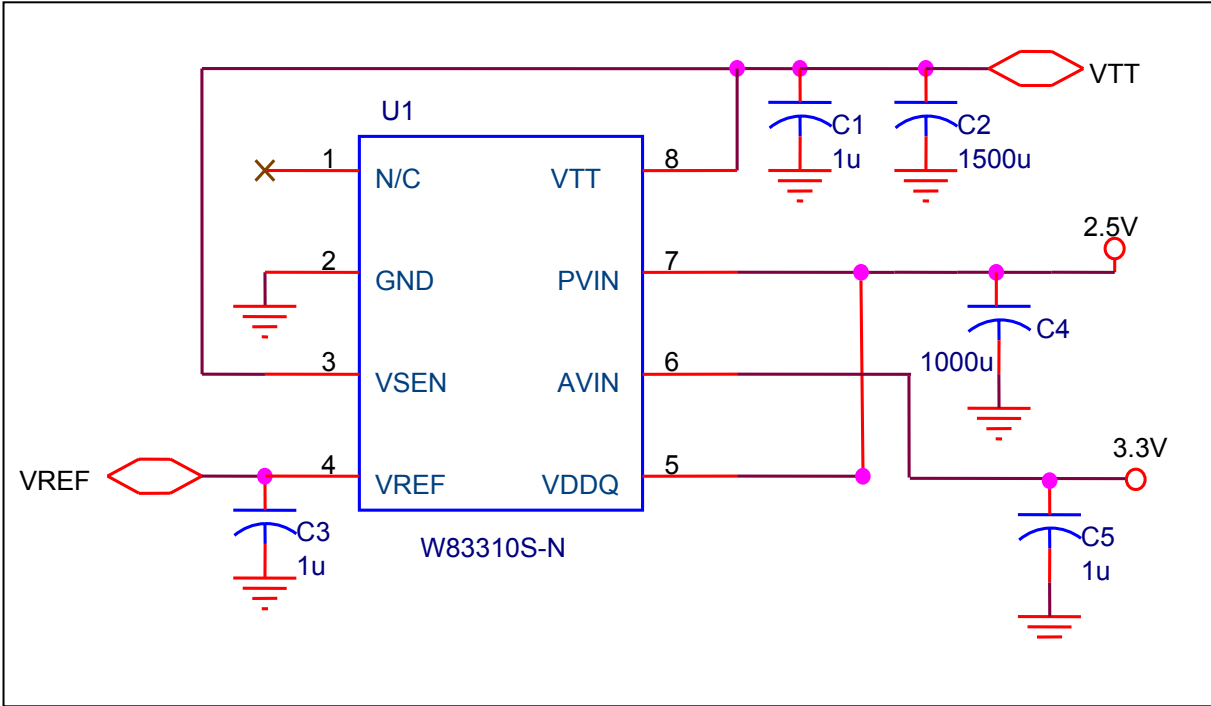


SYMBOL	PIN	FUNCTION
N/C	1	No internal connection.
GND	2	Ground.
VSENSE	3	Feedback pin for regulating VTT.
VREF	4	Internal reference voltage of VDDQ/2.
VDDQ	5	Input for internal reference equal to VDDQ/2.
AVIN	6	Analog input pin.
PVIN	7	Power input pin.
VTT	8	Output voltage for connection to termination resistors.

W83310S-N/W83310G-N

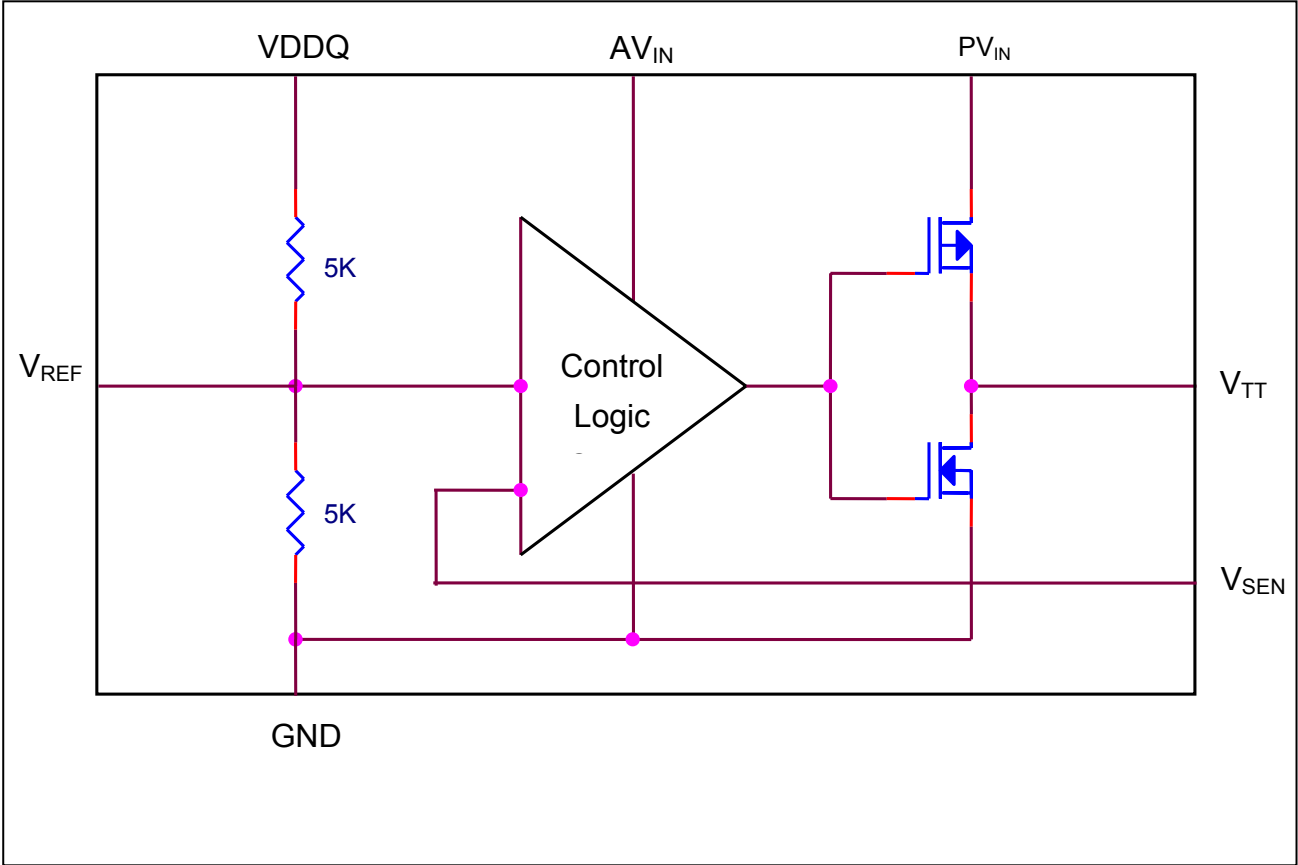


5. APPLICATION CIRCUIT -W83310S-N





6. INTERNAL BLOCK DIAGRAM
-W83310S-N





7. ELECTRICAL CHARACTERISTICS

7.1 AC CHARACTERISTICS

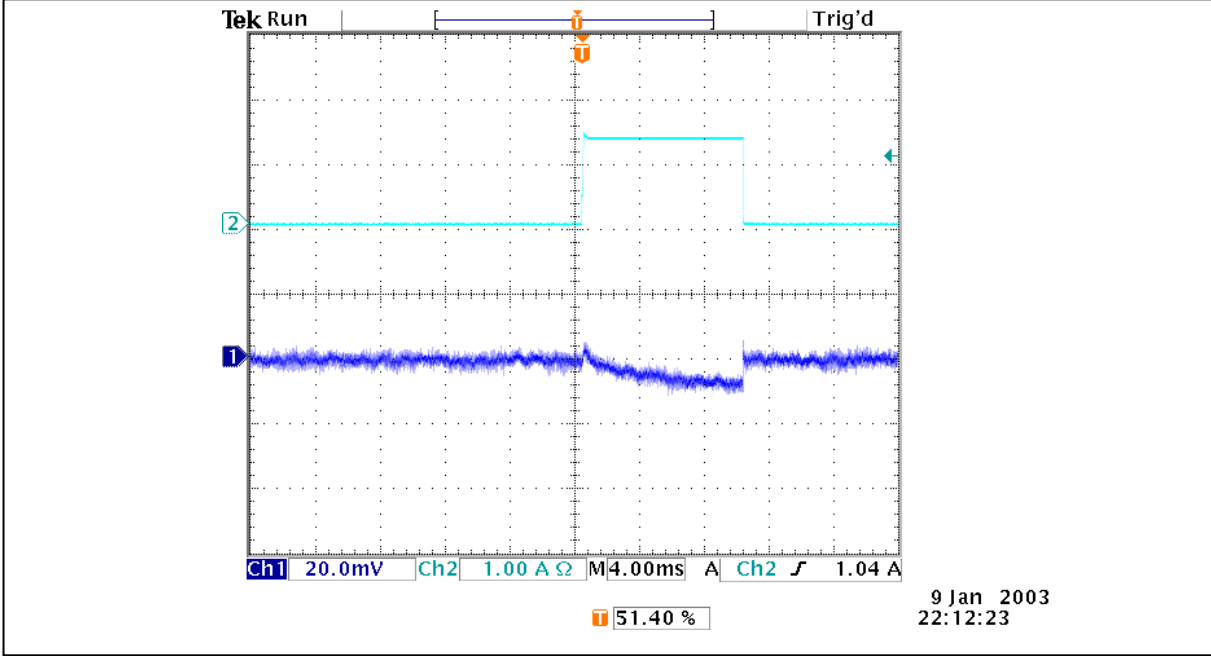
W83310S-N						
<i>AVIN=3.3V; PVIN=2.5V is recommended, VDDQ =2.5V, VREF=1.25V, Cout=100uF, TA = 0°C to +70°C</i>						
PARAMETER	SYMBOL	MIN	TYP	MAX	UNITS	TEST CONDITIONS
Output Offset Voltage	V_{OS}	-5	0	+5	mV	$I_{OUT}=0A$
Load Regulation			0.8		%	Loading: 0A→1.5A
			0.8			Loading: 0A→-1.5A
Input Voltage Range	VDDQ		2.5		V	A specific power sequence should be followed that is $AV_{IN} \geq PV_{IN}$ during operating.
	PVIN	2.2	2.5	5.5		
	AVIN	2.2	3.3	5.5		
Operating Current of AVIN	IAVIN		0.5	1	mA	No Load ($I_{OUT}=0A$)

Note: Load regulation is tested with a 10ms pulse current and measuring V_{TT} .

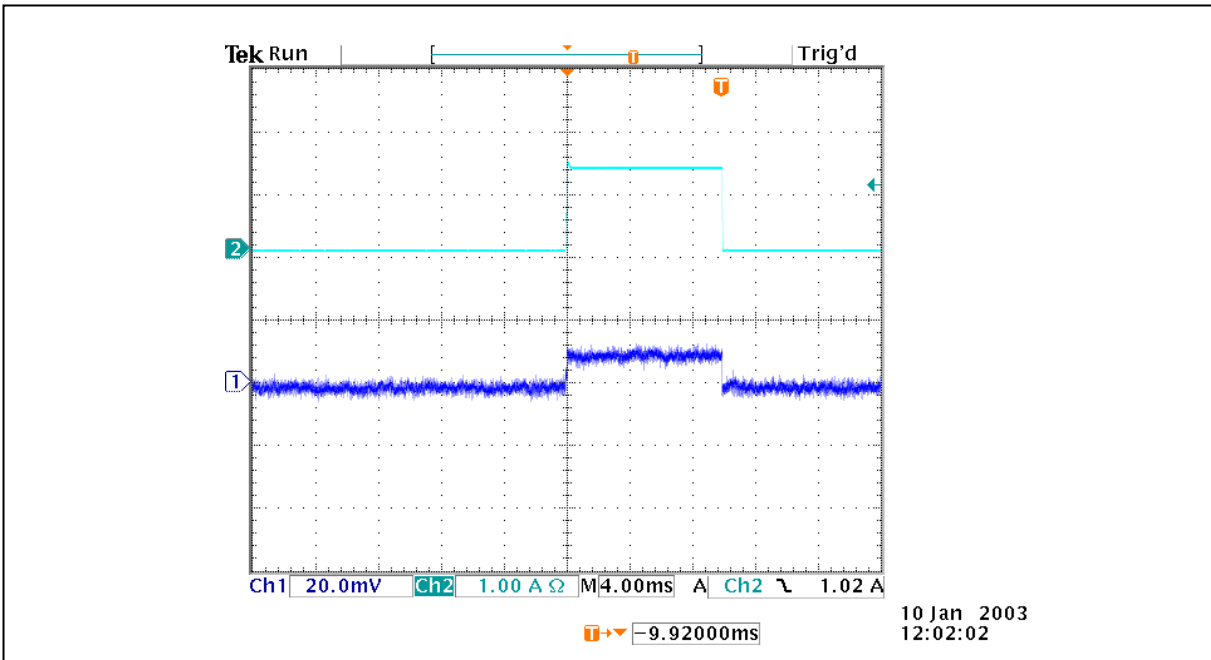


8. TYPICAL OPERATING WAVEFORM

W83310S-N V_{TT} offset with a 1.5A/10ms driving pulse current.



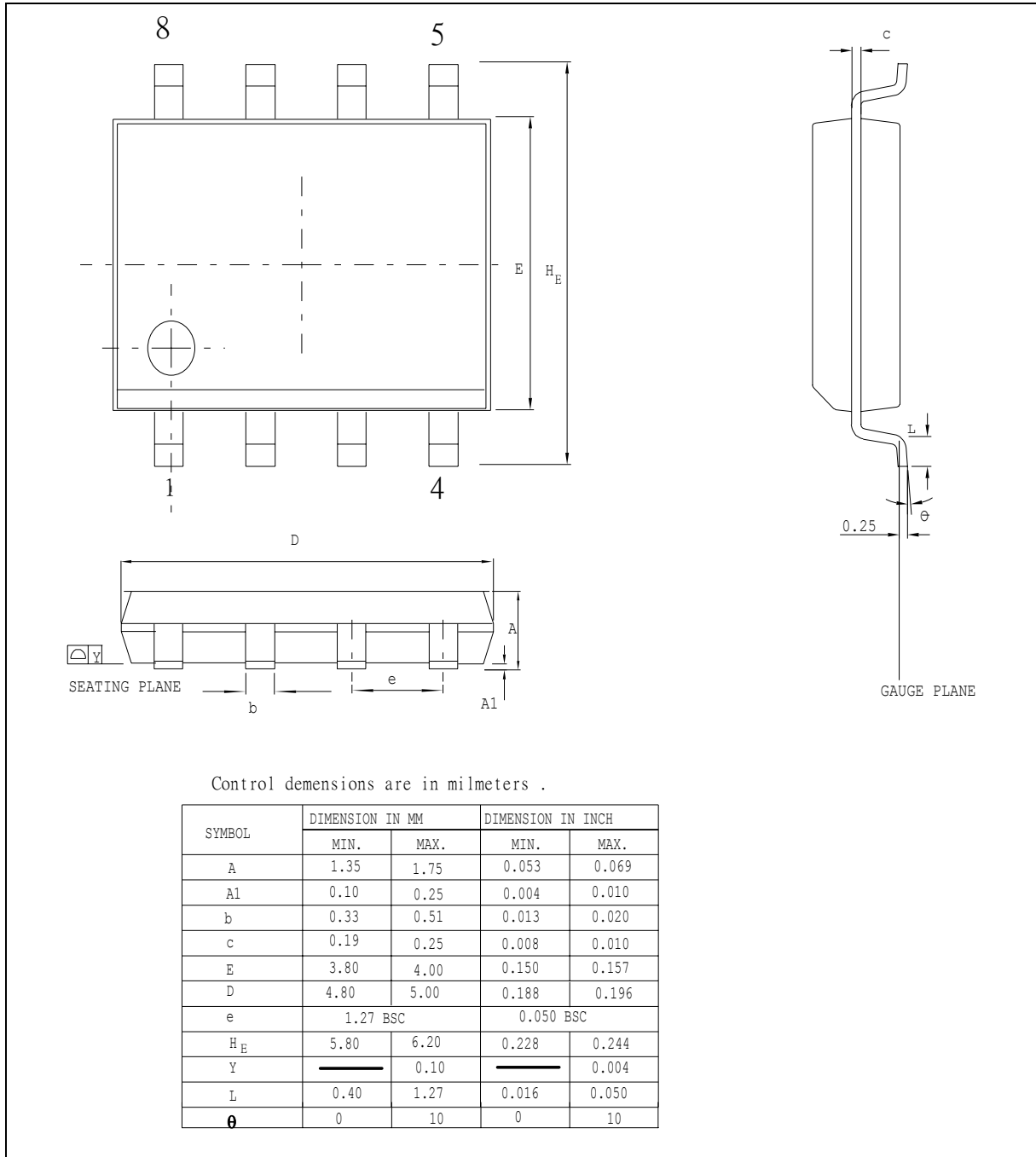
W83310S-N V_{TT} offset with a 1.5A/10ms sinking pulse current.





9. PACKAGE DIMENSION

8L SOP 150mil



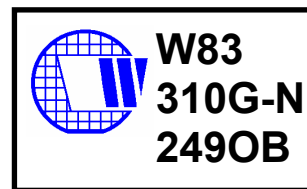
W83310S-N/W83310G-N



10. ORDERING INFORMATION

PART NUMBER	PACKAGE TYPE	PRODUCTION FLOW
W83310S-N	8PIN SOP	Commercial, 0°C to +70°C
W83310G-N	8PIN SOP(Pb-free package)	Commercial, 0°C to +70°C

11. HOW TO READ THE TOP MARKING



Left line: Winbond logo

1st & 2nd line: W83310S-N, W83310G-N – the part number (W83310G-N is Pb-free package)

3rd line: Tracking code Tracking code 249 O A

249: packages assembled in Year 02', week 49

O: assembly house ID; O means OSE, G means GR, etc.

B: the IC version

W83310S-N/W83310G-N



Important Notice

Winbond products are not designed, intended, authorized or warranted for use as components in systems or equipment intended for surgical implantation, atomic energy control instruments, airplane or spaceship instruments, transportation instruments, traffic signal instruments, combustion control instruments, or for other applications intended to support or sustain life. Further more, Winbond products are not intended for applications wherein failure of Winbond products could result or lead to a situation wherein personal injury, death or severe property or environmental damage could occur.

Winbond customers using or selling these products for use in such applications do so at their own risk and agree to fully indemnify Winbond for any damages resulting from such improper use or sales.

Please note that all data and specifications are subject to change without notice.
All the trademarks of products and companies mentioned in this datasheet belong to their respective owners.