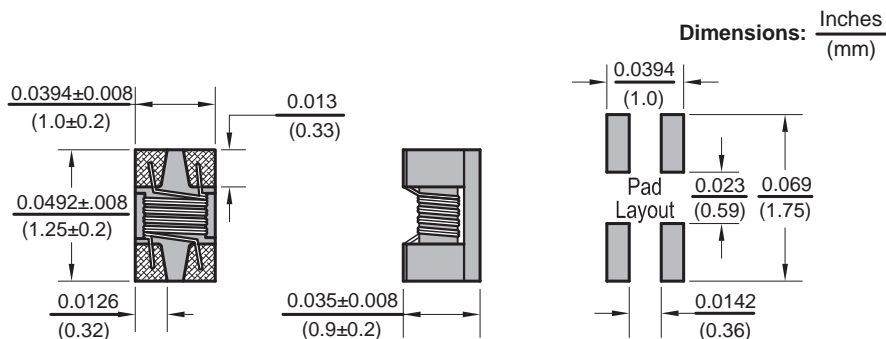


SCM05 USB 3.0 Common Mode Choke



Features

- Miniature SMD common mode filter
- Excellent noise attenuation in a small 0402 package
- Suitable for automated assembly
- Excellent solderability

Electrical

Impedance range: 67Ω to 120Ω
Tolerance: 20% over entire range
Test Frequency: 100Mhz
Operating Temp: -25°C ~ 85°C
IDC: Inductance drop 10% Typ. from original value with no current
DCR: Single Wire Test Value

Allied Part Number	Impedance Z (Ω)	Tolerance (%)	Test Freq. (MHz)	Rated Voltage (Vdc)	Insulation Resistance (MΩ)min	DCR Max. (Ω)	IDC Max. (mA)
SCM05-600M-RC	60	20	100	20	10	0.40	300
SCM05-670M-RC	67	20	100	50	10	0.25	300
SCM05-900M-RC	90	20	100	50	10	0.30	250
SCM05-121M-RC	120	20	100	50	10	0.40	200
SCM05-161M-RC	160	20	100	50	10	0.43	160

All specifications subject to change without notice.

Resistance to Solder Heat

Pre-Heat 150°C, 1 minute
Solder Composition: Sn/Ag3.0/Cu0.5
Solder Temp: 260°C peak for 10 sec.
Test time: 6 minutes

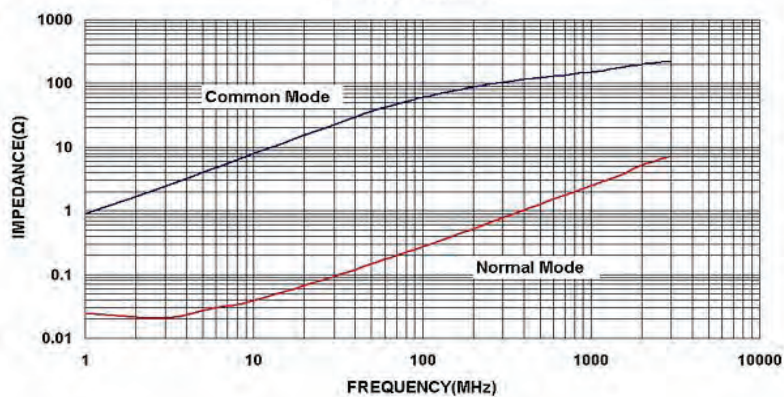
Test Equipment

Impedance: HP4286A / HP4287A / Agilent E4991A
(DCR): Chen Hwa 502BC
Insulation Resistance: HP4339B
(IDC): HP4284A with HP42841A / HP4285A with HP42841A

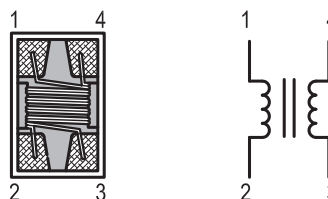
Physical

Packaging: 2000 pieces per 7 inch reel
Marking: None

Impedance vs. Frequency Graph



SCHEMATIC



NO POLARITY EQUIVALENT CIRCUIT