



Photoelectric sensors  
W12-3, Photoelectric proximity sensor,  
Foreground suppression

WTF12-3P2443



**Type** > [WTF12-3P2443](#)  
**Part No.** > [1041401](#)



*Illustration may differ*

**At a glance**

- Precise foreground suppression
- Rugged sensors for industrial use
- PinPoint LED technology with a highly visible light spot
- Die-cast zinc housing, with optional Teflon® coating
- Dovetail mounting - mounting holes and oblong holes
- Flexible sensing ranges and hysteresis settings
- Key lock function, remote teach, quality monitoring
- Diagnostics messages (contamination and short-circuit)

**Your benefits**

- State of the art technology, e.g. OES3 provides precise foreground suppression in harsh environments
- High immunity to ambient light and crosstalk ensures fewer false readings and less downtime
- PinPoint LED technology provides quick and easy sensor alignment due to a highly visible light spot
- Highly visible status LEDs simplify sensing range adjustments and reduce installation time
- Quick and easy format adjustment
- Easy monitoring of sensor status
- Key lock function and parameter download prevent incorrect settings
- Simple sensor cloning



**Features**

|                                  |  |
|----------------------------------|--|
| Sensor/detection principle:      | Photoelectric proximity sensor, Foreground suppression |
| Dimensions (W x H x D):          | 15.6 mm x 48.5 mm x 42 mm                              |
| Housing design (light emission): | Rectangular  |
| Sensing range max.:              | 30 mm ... 500 mm <sup>1)</sup>                         |
| Sensing range:                   | 30 mm ... 500 mm                                       |
| Type of light:                   | Visible red light                                      |
| Light source:                    | LED <sup>2)</sup>                                      |
| Wave length:                     | 640 nm   |
| Teach-in:                        | Double teach-in button                                 |
| Adjustment:                      | Teach-in   |
| Light spot size (distance):      | Ø 7 mm (300 mm)  |

1) Object with 90 % reflectance (referred to standard white DIN 5033) 2) Average service life of 100,000 h at  $T_A = +25\text{ °C}$

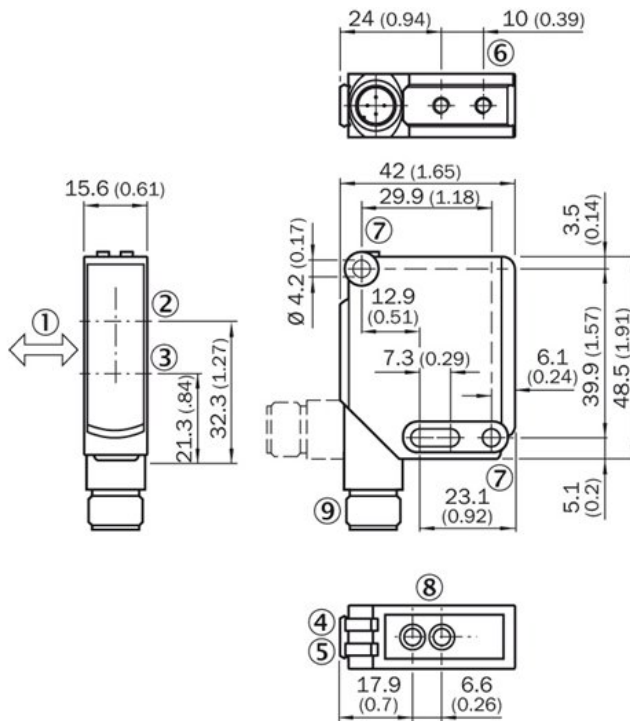
## Mechanics/electronics

---

|                                    |   |
|------------------------------------|---|
| Supply voltage:                    | 10 V DC ... 30 V DC <sup>1)</sup>             |
| Ripple:                            | $\leq 5\text{ Vpp}$ <sup>2)</sup>             |
| Power consumption:                 | $\leq 45\text{ mA}$ <sup>3)</sup>             |
| Output type:                       | PNP   |
| Output function:                   | Complementary                                 |
| Switching mode:                    | Light/dark switching                          |
| Signal voltage PNP HIGH/LOW:       | $> U_V - 2,5\text{ V}/\text{ca. } 0\text{ V}$ |
| Output current I <sub>max.</sub> : | 100 mA  |
| Response time:                     | $\leq 330\text{ }\mu\text{s}$ <sup>4)</sup>   |
| Switching frequency:               | 1,500 Hz <sup>5)</sup>                        |
| Connection type:                   | M12, 4-pin male connector                     |
| Circuit protection:::              | A, C, D <sup>6) 7) 8)</sup>                   |
| Protection class:                  | II  |
| Weight:                            | 120 g   |
| Housing material:                  | Metal   |
| Enclosure rating:                  | IP 66<br>IP 67                                |
| Ambient operating temperature:     | -40 °C ... 60 °C                              |
| Ambient storage temperature:       | -40 °C ... 75 °C                              |
| UL File No.:                       | NRKH.E181493 & NRKH7.E181493                  |

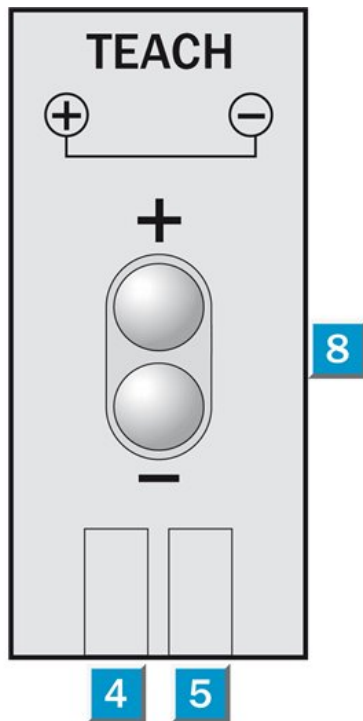
1) Limit values, operation in short-circuit protected network max. 8 A 2) May not exceed or fall short of  $V_S$  tolerances 3) Without load 4) Signal transit time with resistive load 5) With light/dark ratio 1:1 6) A =  $V_S$  connections reverse-polarity protected 7) C = interference suppression 8) D = outputs overcurrent and short-circuit protected

## Dimensional drawing



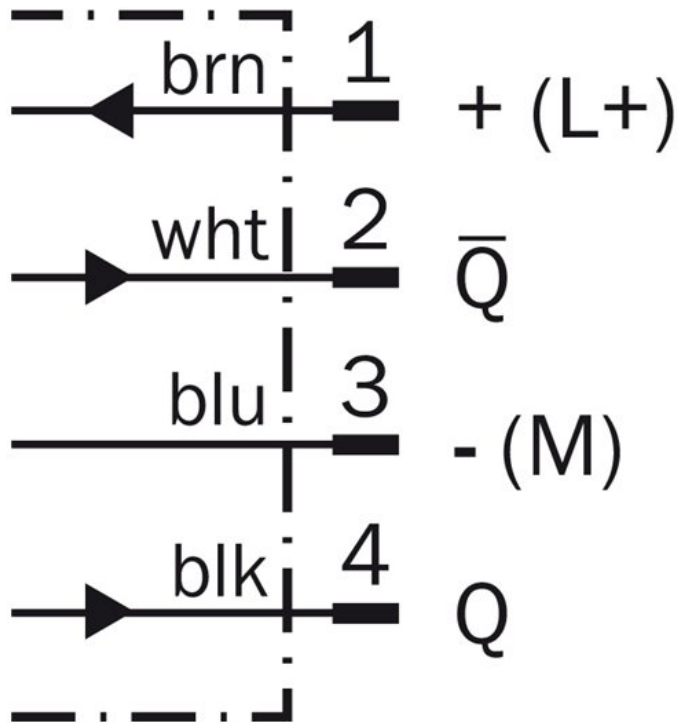
- |1| Standard direction of the material being scanned
- |2| Optical axis, receiver
- |3| Optical axis, sender
- |4| Status indicator LED green: power on
- |5| Status indicator LED, yellow: Status of received light beam
- |6| M4 threaded mounting hole, 4 mm deep
- |7| Mounting hole, Ø 4.2 mm
- |8| Sensing range adjustment: potentiometer
- |9| Connection

## Adjustments possible

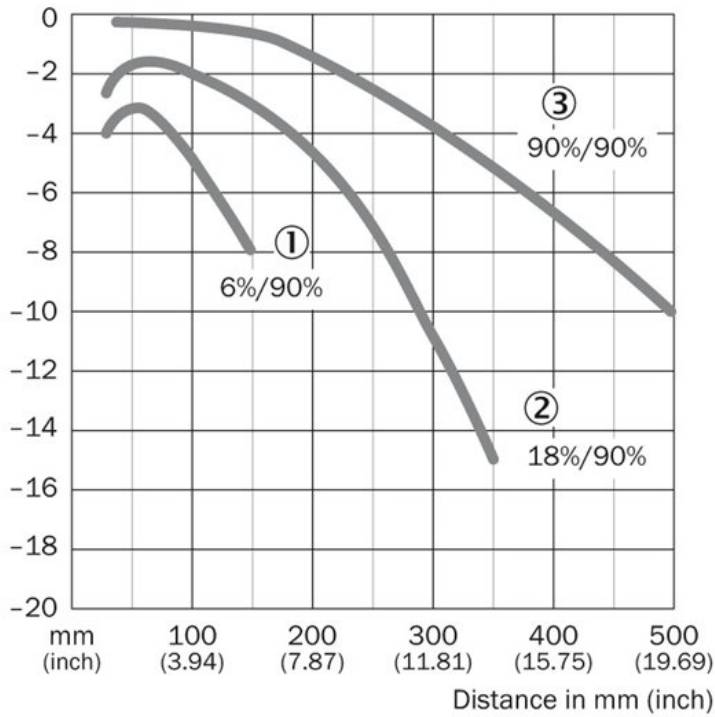


- |4| Green LED indicator: supply voltage active
- |5| LED indicator yellow: Light received
- |8| Sensing range adjustment: double teach button

Connection diagram




Characteristic curve

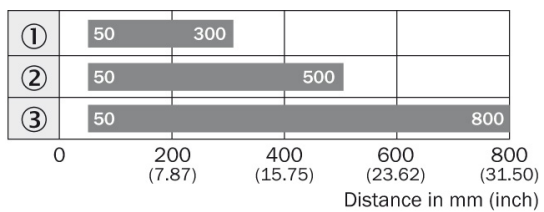


- [1] Sensing range on black, 6 % remission
- [2] Sensing range on grey, 18 % remission
- [3] Sensing range on white, 90 % remission

## Connection type



## Sensing range diagram



■ Sensing range

- ① Sensing range on black, 6 % remission
- ② Sensing range on gray, 18 % remission
- ③ Sensing range on white, 90 % remission

**Australia**

Phone +61 3 9457 0600  
1800 33 48 02 – tollfree  
E-Mail sales@sick.com.au

**Belgium/Luxembourg**

Phone +32 (0)2 466 55 66  
E-Mail info@sick.be

**Brasil**

Phone +55 11 3215-4900  
E-Mail marketing@sick.com.br

**Canada**

Phone +1 905 771 14 44  
E-Mail information@sick.com

**Česká republika**

Phone +420 2 57 91 18 50  
E-Mail sick@sick.cz

**China**

Phone +86 4000 121 000  
E-Mail info.china@sick.net.cn  
Phone +852-2153 6300  
E-Mail ghk@sick.com.hk

**Danmark**

Phone +45 45 82 64 00  
E-Mail sick@sick.dk

**Deutschland**

Phone +49 211 5301-301  
E-Mail info@sick.de

**España**

Phone +34 93 480 31 00  
E-Mail info@sick.es

**France**

Phone +33 1 64 62 35 00  
E-Mail info@sick.fr

**Great Britain**

Phone +44 (0)1727 831121  
E-Mail info@sick.co.uk

**India**

Phone +91-22-4033 8333  
E-Mail info@sick-india.com

**Israel**

Phone +972-4-6881000  
E-Mail info@sick-sensors.com

**Italia**

Phone +39 02 27 43 41  
E-Mail info@sick.it

**Japan**

Phone +81 (0)3 5309 2112  
E-Mail support@sick.jp

**Magyarország**

Phone +36 1 371 2680  
E-Mail office@sick.hu

**Nederland**

Phone +31 (0)30 229 25 44  
E-Mail info@sick.nl

**Norge**

Phone +47 67 81 50 00  
E-Mail sick@sick.no

**Österreich**

Phone +43 (0)22 36 62 28 8-0  
E-Mail office@sick.at

**Polska**

Phone +48 22 837 40 50  
E-Mail info@sick.pl

**România**

Phone +40 356 171 120  
E-Mail office@sick.ro

**Russia**

Phone +7-495-775-05-30  
E-Mail info@sick.ru

**Schweiz**

Phone +41 41 619 29 39  
E-Mail contact@sick.ch

**Singapore**

Phone +65 6744 3732  
E-Mail sales.gsg@sick.com

**Slovenija**

Phone +386 (0)1-47 69 990  
E-Mail office@sick.si

**South Africa**

Phone +27 11 472 3733  
E-Mail info@sickautomation.co.za

**South Korea**

Phone +82 2 786 6321/4  
E-Mail info@sickkorea.net

**Suomi**

Phone +358-9-25 15 800  
E-Mail sick@sick.fi

**Sverige**

Phone +46 10 110 10 00  
E-Mail info@sick.se

**Taiwan**

Phone +886 2 2375-6288  
E-Mail sales@sick.com.tw

**Türkiye**

Phone +90 (216) 528 50 00  
E-Mail info@sick.com.tr

**United Arab Emirates**

Phone +971 (0) 4 88 65 878  
E-Mail info@sick.ae

**USA/México**

Phone +1(952) 941-6780  
1 (800) 325-7425 – tollfree  
E-Mail info@sickusa.com

More representatives and agencies  
at [www.sick.com](http://www.sick.com)