


# EFD & EP Style Inductors

Multi Purpose / High Inductance  
 EFD Style for Low Profile Applications  
 EP Style offers excellent Self-Shielding  
 Other sizes and Inductance values available  
 EP style available in surface mount

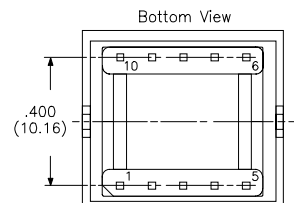
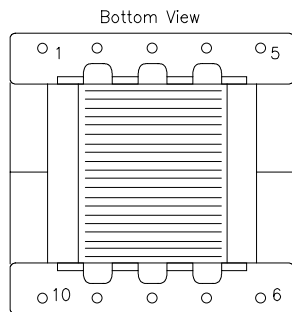
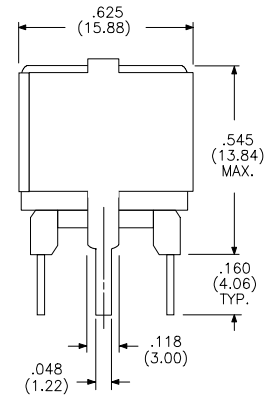
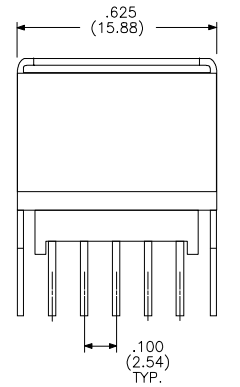
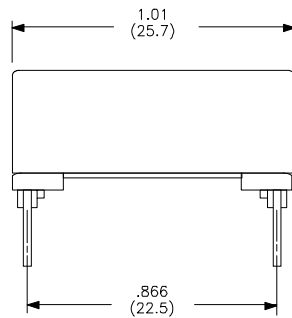
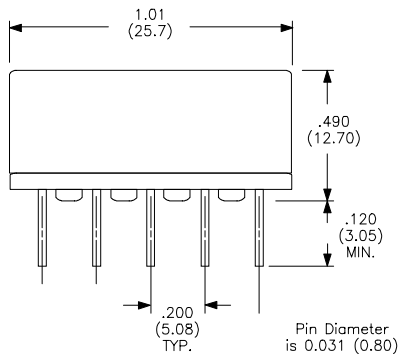
## Electrical Specifications at 25°C

Part Number	L Nom. (mH)	I Rating (A)	DCR Nom (Ohms)	Flux Density (V-μS)	Style	Schem
L-37151	640.00	0.12	90.0	9000	EFD	A
L-37152	313.60	0.17	41.0	6300	EFD	A
L-37153	102.40	0.30	14.5	3600	EFD	A
L-37154	40.00	0.48	5.5	2250	EFD	A
L-37155	25.60	0.60	2.8	1800	EFD	A
L-37156	6.40	1.00	0.7	900	EFD	A
L-37157	1.60	2.00	0.4	450	EFD	A
L-37158	0.40	4.00	0.1	225	EFD	A
L-37401	46.24	0.09	31.9	4149	EP	B
L-37402	18.06	0.14	12.4	2593	EP	B
L-37403	6.92	0.22	5.0	1605	EP	B
L-37404	3.17	0.33	2.1	1086	EP	B
L-37405	1.42	0.49	0.9	726	EP	B
L-37406	0.64	0.73	0.4	488	EP	B
L-37407	0.26	1.14	0.1	311	EP	B

Schematic



## Physical Dimensions inches (mm)



Specifications are subject to change without notice

EFD\_EP - 5/97