

SMD INDUCTOR DR349-6 SERIES**Features**

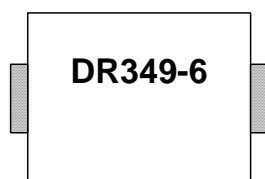
- SMD Inductor
- Suitable for Reflow soldering
- Inductance Range from 0.01 μ H to 100 μ H
- Operating Temp. -40°C to +85°C
- Tinned Leads with Leaded Solder is Available (note 4)

**ELECTRICAL SPECIFICATIONS AT 25°C**

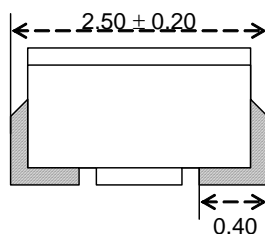
PART NO.	INDUCTANCE (μ H) @ 0A		DCR (Ω) MAX.	MAX. RATED CURRENT (mA) TYP.
DR349-6-100	0.010 \pm 20%	@100MHz	0.26	530
DR349-6-120	0.012 \pm 20%	@100MHz	0.27	500
DR349-6-150	0.015 \pm 20%	@100MHz	0.31	480
DR349-6-180	0.018 \pm 20%	@100MHz	0.34	450
DR349-6-220	0.022 \pm 20%	@100MHz	0.38	420
DR349-6-270	0.027 \pm 20%	@100MHz	0.42	410
DR349-6-330	0.033 \pm 20%	@100MHz	0.46	400
DR349-6-390	0.039 \pm 20%	@100MHz	0.50	380
DR349-6-470	0.047 \pm 20%	@100MHz	0.56	360
DR349-6-560	0.056 \pm 20%	@100MHz	0.65	340
DR349-6-680	0.068 \pm 20%	@100MHz	0.70	320
DR349-6-820	0.082 \pm 20%	@100MHz	0.75	300
DR349-6-101	0.100 \pm 20%	@100MHz	0.80	280
DR349-6-121	0.120 \pm 20%	@25.2MHz	0.37	520
DR349-6-151	0.150 \pm 20%	@25.2MHz	0.42	480
DR349-6-181	0.180 \pm 20%	@25.2MHz	0.46	460
DR349-6-221	0.220 \pm 20%	@25.2MHz	0.52	430
DR349-6-271	0.270 \pm 20%	@25.2MHz	0.56	420
DR349-6-331	0.330 \pm 20%	@25.2MHz	0.60	400
DR349-6-391	0.390 \pm 20%	@25.2MHz	0.65	375
DR349-6-471	0.470 \pm 20%	@25.2MHz	0.68	350
DR349-6-561	0.560 \pm 20%	@25.2MHz	0.75	325
DR349-6-681	0.680 \pm 20%	@25.2MHz	0.85	300
DR349-6-821	0.820 \pm 20%	@25.2MHz	1.00	260
DR349-6-102	1.000 \pm 10%	@7.96MHz	1.10	245
DR349-6-122	1.200 \pm 10%	@7.96MHz	1.20	230
DR349-6-152	1.500 \pm 10%	@7.96MHz	1.30	220
DR349-6-182	1.800 \pm 10%	@7.96MHz	1.45	210
DR349-6-222	2.200 \pm 10%	@7.96MHz	1.55	200
DR349-6-272	2.700 \pm 10%	@7.96MHz	1.70	195
DR349-6-332	3.300 \pm 10%	@7.96MHz	1.90	185
DR349-6-392	3.900 \pm 10%	@7.96MHz	2.10	180
DR349-6-472	4.700 \pm 10%	@7.96MHz	2.30	175
DR349-6-562	5.600 \pm 10%	@7.96MHz	2.50	170
DR349-6-682	6.800 \pm 10%	@7.96MHz	2.70	165
DR349-6-822	8.200 \pm 10%	@7.96MHz	3.05	160

PART NO.	INDUCTANCE (μH)		DCR (Ω) MAX.	MAX. RATED CURRENT (mA) TYP.
	@ 0A			
DR349-6-103	10.00 \pm 10%	@2.52MHz	3.50	155
DR349-6-123	12.00 \pm 10%	@2.52MHz	3.80	150
DR349-6-153	15.00 \pm 10%	@2.52MHz	4.40	140
DR349-6-183	18.00 \pm 10%	@2.52MHz	4.80	130
DR349-6-223	22.00 \pm 10%	@2.52MHz	5.50	125
DR349-6-273	27.00 \pm 10%	@2.52MHz	6.30	115
DR349-6-333	33.00 \pm 10%	@2.52MHz	7.10	110
DR349-6-393	39.00 \pm 10%	@2.52MHz	9.50	90
DR349-6-473	47.00 \pm 10%	@2.52MHz	11.10	80
DR349-6-563	56.00 \pm 10%	@2.52MHz	12.10	75
DR349-6-683	68.00 \pm 10%	@2.52MHz	16.60	70
DR349-6-823	82.00 \pm 10%	@2.52MHz	19.00	65
DR349-6-104	100.0 \pm 10%	@0.796MHz	21.00	60

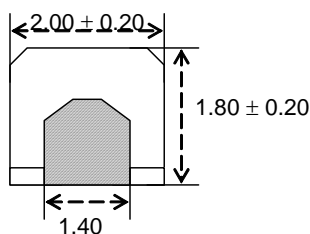
MECHANICAL OUTLINES



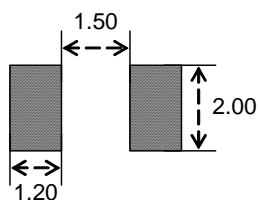
TOP VIEW



FRONT VIEW



SIDE VIEW



**PCB SOLDER
PAD LAYOUT (REF.)**

NOTES:

1. All dimensions are shown in millimeters "mm".
2. General tolerance $\pm 0.1\text{mm}$ unless otherwise specified.
3. Tape and reel quantity, 1500 pcs/reel
4. For non-RoHS parts replace DR prefix with 42- (e.g. DR349-6 becomes 42-349-6).
5. Terminal finish is compliant to RoHS requirements. Solder in accordance with J-STD-020C.