

# Coaxial Adapter, SMA-M to BNC-M

## SM-BM50+

50Ω

DC to 2 GHz



CASE STYLE: DJ1022

### Maximum Ratings

Operating Temperature	-55°C to 100°C
Storage Temperature	-55°C to 100°C
Permanent damage may occur if any of these limits are exceeded.	

### Features

- flat response
- excellent VSWR
- low cost adapters, available from stock
- brass body, nickel plated

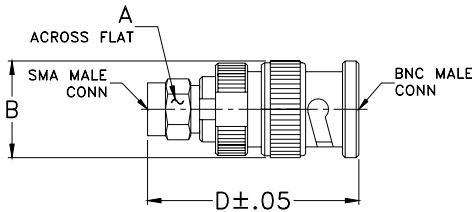
Connectors	Model	Price	Qty.
Conn1 SMA-M	Conn2 BNC-M	SM-BM50+	\$3.95 ea. (1-49)

### Applications

- interconnection of RF cables and equipment
- testing

**+RoHS Compliant**  
The +Suffix identifies RoHS Compliance. See our web site for RoHS Compliance methodologies and qualifications

### Outline Drawing



### Outline Dimensions (inch/mm)

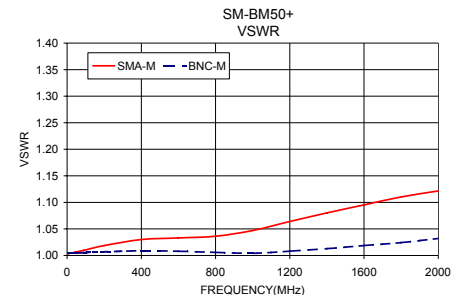
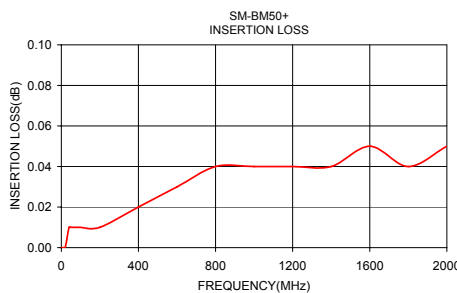
A	B	C	D	E	wt
.312	.57	--	1.25	--	grams
7.92	14.48	--	31.75	--	15.0

### Electrical Specifications T<sub>AMB</sub>=25°C

FREQUENCY (GHz)	INSERTION LOSS (dB)	VSWR (:1) Max.
f <sub>L</sub> -f <sub>U</sub>	Typ.	DC-2 GHz
DC-2	0.05	1.20

### Typical Performance Data

Frequency (MHz)	Insertion Loss (dB)	VSWR (:1)	
		SMA-M	BNC-M
1.00	0.00	1.00	1.00
10.00	0.00	1.00	1.00
20.00	0.00	1.00	1.00
40.00	0.01	1.01	1.00
50.00	0.01	1.01	1.00
60.00	0.01	1.01	1.01
70.00	0.01	1.01	1.01
80.00	0.01	1.01	1.01
90.00	0.01	1.01	1.01
100.00	0.01	1.01	1.01
200.00	0.01	1.02	1.01
400.00	0.02	1.03	1.01
600.00	0.03	1.03	1.01
800.00	0.04	1.04	1.01
1000.00	0.04	1.05	1.00
1200.00	0.04	1.06	1.01
1400.00	0.04	1.08	1.01
1600.00	0.05	1.10	1.02
1800.00	0.04	1.11	1.02
2000.00	0.05	1.12	1.03



For detailed performance specs & shopping online see web site

P.O. Box 350166, Brooklyn, New York 11235-0003 (718) 934-4500 Fax (718) 332-4661 The Design Engineers Search Engine Provides ACTUAL Data Instantly at [minicircuits.com](http://minicircuits.com)

**Notes:** 1. Performance and quality attributes and conditions not expressly stated in this specification sheet are intended to be excluded and do not form a part of this specification sheet. 2. Electrical specifications and performance data contained herein are based on Mini-Circuit's applicable established test performance criteria and measurement instructions. 3. The parts covered by this specification sheet are subject to Mini-Circuits standard limited warranty and terms and conditions (collectively, "Standard Terms"); Purchasers of this part are entitled to the rights and benefits contained therein. For a full statement of the Standard Terms and the exclusive rights and remedies thereunder, please visit Mini-Circuits' website at [www.minicircuits.com/MCLStore/terms.jsp](http://www.minicircuits.com/MCLStore/terms.jsp).

REV. A  
M98898  
SM-BM50+  
RS/TD/CP  
090728