

# EMC Components

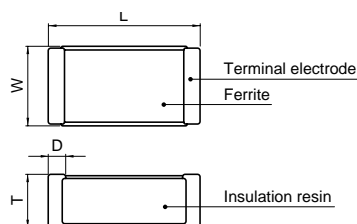
## ACC Series

### Ferrite Beads SMD

#### FEATURES


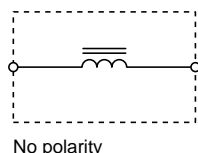
- With 4 types rated at 1.5A and 3 types rated at 3A, and with a range of frequency characteristics available for each type, the ACC series facilitates selection of the most appropriate part for any given application.
- Effective EMC suppression over a broad band can be achieved simply by inserting this product into the DC power line on the circuit board.

#### SHAPES AND DIMENSIONS

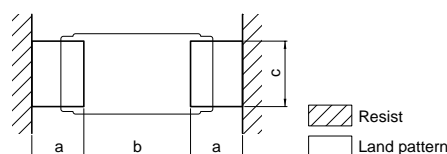


Shape	L	W	T	D
HF201209	2±0.2	1.25±0.2	0.9±0.2	0.3±0.2
HF321611	3.2±0.2	1.6±0.2	1.1±0.2	0.3±0.2
HF322513	3.2±0.3	2.5±0.2	1.3±0.2	0.3±0.2
HF453215	4.5±0.25	3.2±0.25	1.5±0.25	0.3±0.2
HF575018	5.7±0.4	5±0.3	1.8±0.3	0.2
HF575032	5.7±0.4	5±0.3	3.2±0.3	0.2
HF635050	6.4±0.4	5±0.3	4.74±0.3	0.2

#### CIRCUIT DIAGRAM



#### RECOMMENDED PC BOARD PATTERNS REFLOW AND FLOW SOLDERINGS



Type	a	b	c
HFXXACC201209	1	1	1
HFXXACC321611	1.1	2.2	1.4
HFXXACC322513	1.1	2.2	2.3
HFXXACC453215	1.5	3	3
HFXXACC575018	2	4	5.8
HFXXACC575032	2	4	5.8
HFXXACC635050	2	4.5	5.8

#### ELECTRICAL CHARACTERISTICS

Shape	Part No.	Impedance (Ω)[100MHz]	DC resistance (Ω)max.	Rated current (A)max.
201209	HF70ACC201209-X*	10±25%	0.03	1.5
	HF50ACC201209-X	11±25%	0.03	1.5
	HF30ACC201209-X	7±25%	0.03	1.5
321611	HF70ACC321611-X	26±25%	0.04	1.5
	HF50ACC321611-X	31±25%	0.04	1.5
	HF30ACC321611-X	19±25%	0.04	1.5
322513	HF70ACC322513-X	52±25%	0.05	1.5
	HF50ACC322513-X	60±25%	0.05	1.5
	HF30ACC322513-X	31±25%	0.05	1.5
453215	HF70ACC453215-X	120±25%	0.05	1.5
	HF50ACC453215-X	125±25%	0.05	1.5
	HF30ACC453215-X	70±25%	0.05	1.5
575018	HF70ACC575018-X	150±25%	0.04	3
	HF50ACC575018-X	180±25%	0.04	3
	HF30ACC575018-X	100±25%	0.04	3
575032	HF70ACC575032-X	300±25%	0.04	3
	HF50ACC575032-X	400±25%	0.04	3
	HF30ACC575032-X	270±25%	0.04	3
635050	HF70ACC635050-X	500±25%	0.04	3
	HF50ACC635050-X	600±25%	0.04	3
	HF30ACC635050-X	750±25%	0.04	3

\* X : Packaging style (T: Taping [ø180mm reel], TL: Taping [ø330mm reel])

# EMC Components

# ACC Series

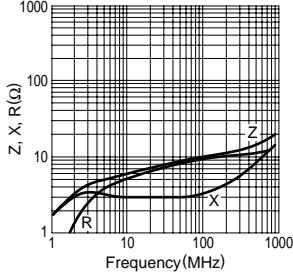
## Ferrite Beads

## SMD

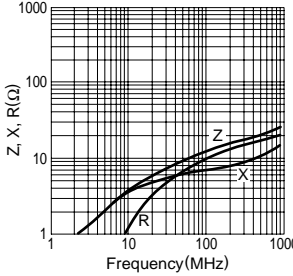
### TYPICAL ELECTRICAL CHARACTERISTICS

### Z, X, R vs. FREQUENCY CHARACTERISTICS

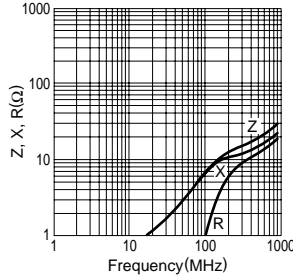
**HF70ACC201209**



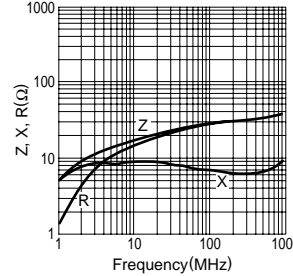
**HF50ACC201209**



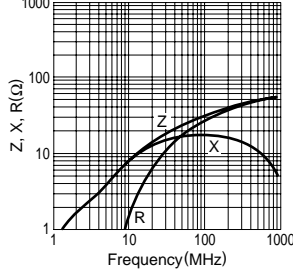
**HF30ACC201209**



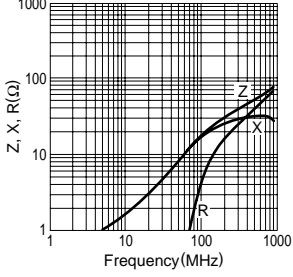
**HF70ACC321611**



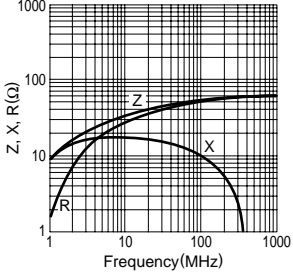
**HF50ACC321611**



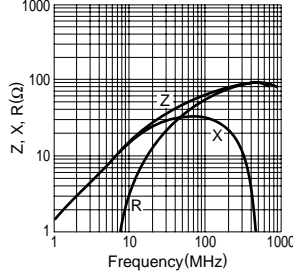
**HF30ACC321611**



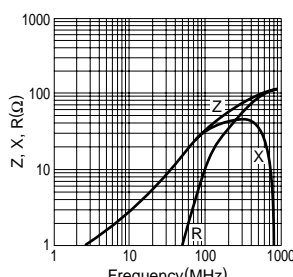
**HF70ACC322513**



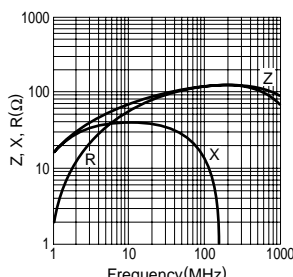
**HF50ACC322513**



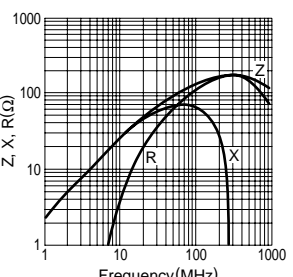
**HF30ACC322513**



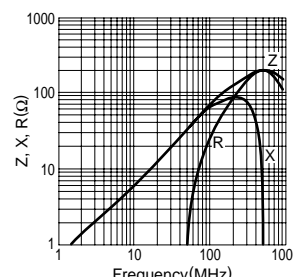
**HF70ACC453215**



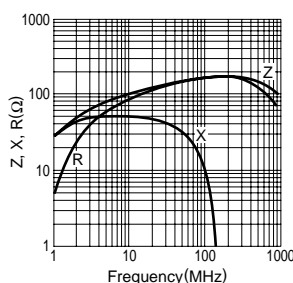
**HF50ACC453215**



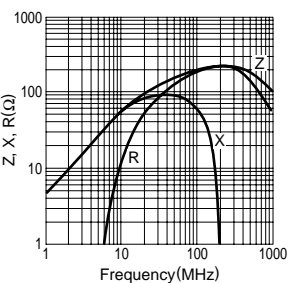
**HF30ACC453215**



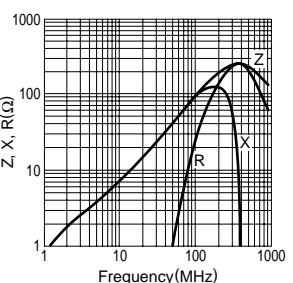
**HF70ACC575018**



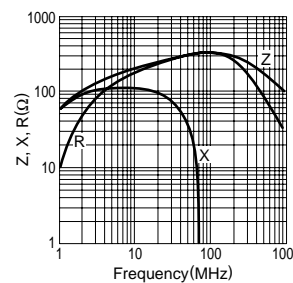
**HF50ACC575018**



**HF30ACC575018**



**HF70ACC575032**



• TEST EQUIPMENT:RF IMPEDANCE ANALYZER YHP4191A

# EMC Components

# ACC Series

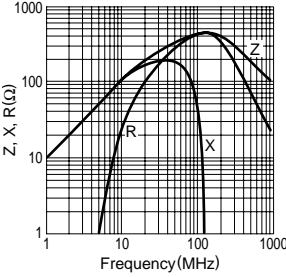
## Ferrite Beads

## SMD

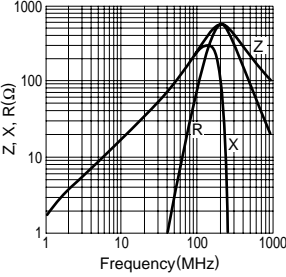
### TYPICAL ELECTRICAL CHARACTERISTICS

### Z, X, R vs. FREQUENCY CHARACTERISTICS

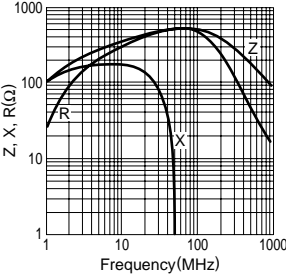
**HF50ACC575032**



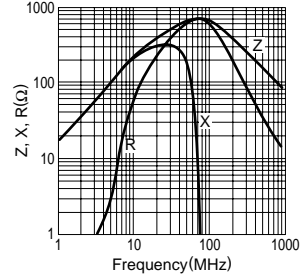
**HF30ACC575032**



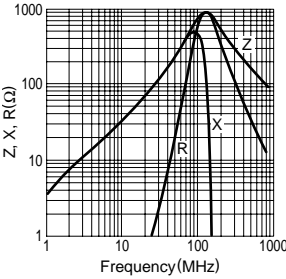
**HF70ACC635050**



**HF50ACC635050**



**HF30ACC635050**



• TEST EQUIPMENT:RF IMPEDANCE ANALYZER YHP4191A