

PLEASE CHECK WWW.MOLEX.COM FOR LATEST PART INFORMATION

Part Number: [0014567201](#)
Status: **Active**
Overview: [cgrid_sl_products](#)
Description: 2.54mm (.100") Pitch SL™ Insulation Displacement Connector Assembly, Female, Single Row, Version D, Back Ribs, Wire Size 22, 3.81µm (150µ") Tin/Lead (SnPb), 20 Circuits

Documents:

[3D Model](#) [Product Specification PS-70400 \(PDF\)](#)
[Drawing \(PDF\)](#) [RoHS Certificate of Compliance \(PDF\)](#)

Agency Certification

CSA LR19980
 UL E29179

General

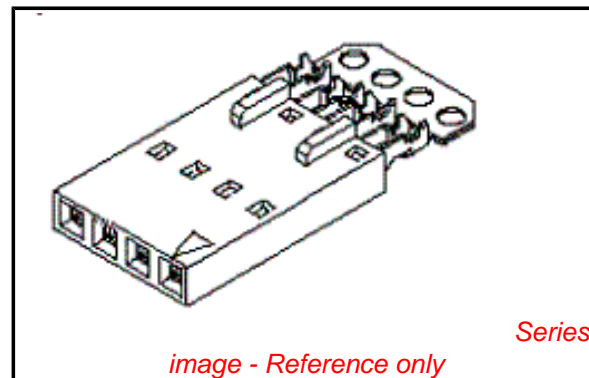
Product Family Ribbon Cable / Wire Trap Connectors
 Series [70400](#)
 Comments Terminals Preloaded
 Component Type Housing
 Glow-Wire Compliant No
 Overview [cgrid_sl_products](#)
 Product Name SL™

Physical

Circuits (Loaded) 20
 Color - Resin Black
 Durability (mating cycles max) 25
 Entry Angle Vertical
 Flammability 94V-0
 Lock to Mating Part None
 Material - Metal Phosphor Bronze
 Material - Plating Mating Tin
 Material - Plating Termination Tin
 Material - Resin Polyester Alloy
 Number of Rows 1
 PCB Retention None
 Packaging Type Tube
 Pitch - Mating Interface (in) 0.100 In
 Pitch - Mating Interface (mm) 2.54 mm
 Plating min: Mating (µin) 150
 Plating min: Mating (µm) 3.75
 Plating min: Termination (µin) 75
 Plating min: Termination (µm) 1.875
 Polarized to Mating Part Yes
 Stackable Yes
 Surface Mount Compatible (SMC) N/A
 Temperature Range - Operating -40°C to +105°C
 Termination Interface: Style IDT or Pierce
 Wire Insulation Diameter 1.35mm (.053") max.
 Wire Size AWG 22
 Wire/Cable Type Discrete Wire, Ribbon Cable

Electrical

Current - Maximum per Contact 3A
 Voltage - Maximum 250V



EU RoHS
ELV and RoHS
Compliant
REACH SVHC
Not Reviewed
Halogen-Free
Status
Not Reviewed

China RoHS



Need more information on product environmental compliance?

Email productcompliance@molex.com
 For a multiple part number RoHS Certificate of Compliance, [click here](#)

Please visit the [Contact Us](#) section for any non-product compliance questions.

Search Parts in this Series

[70400Series](#)

Mates With

[70004](#) Interim Clip (Single Row), [70013](#) Interim Clip (Dual Row)

Use With

[7307](#) Tinned 28AWG, [7767](#) Topcoat 28AWG, [24241](#) Tinned 26AWG, [8996](#) Topcoat 26AWG, [24226](#) Tinned 24AWG, [8997](#) Topcoat 24AWG, [24369](#) High Flex 26AWG, [24389](#) High Flex 24AWG

Application Tooling | FAQ

Tooling specifications and manuals are found by selecting the products below. Crimp Height Specifications are then contained in the Application Tooling Specification document.

Global

| Description | Product # |
|-------------------------------|----------------------------|
| Hawk Semi-Automatice Discrete | 0011201337 |

Material Info

Old Part Number 70400-3088

Reference - Drawing Numbers

Product Specification PS-70400
Sales Drawing SDA-70400-3070-3093

Wire Terminator for
SL - Rebuilt US*
Hawk™ Ribbon 0623003000
Cable Terminator for
SL without Break-off
Hawk™ Semi- 0623004900
Automatic Discrete
Wire Terminator
for SL - Rebuilt CE
Approved*
Hawk™ Flat Flex 0623005200
Cable Terminator for
SL with Break-off
Hawk™ Ribbon 0623005300
Cable Terminator
with for SL Break-off
IDT Discrete 0621000700
Handtool Module for
SL™
Hawk™ Semi- 0623003100
Automatic Discrete
Wire Terminator for
SL

This document was generated on 05/21/2010

PLEASE CHECK WWW.MOLEX.COM FOR LATEST PART INFORMATION

OPTION D

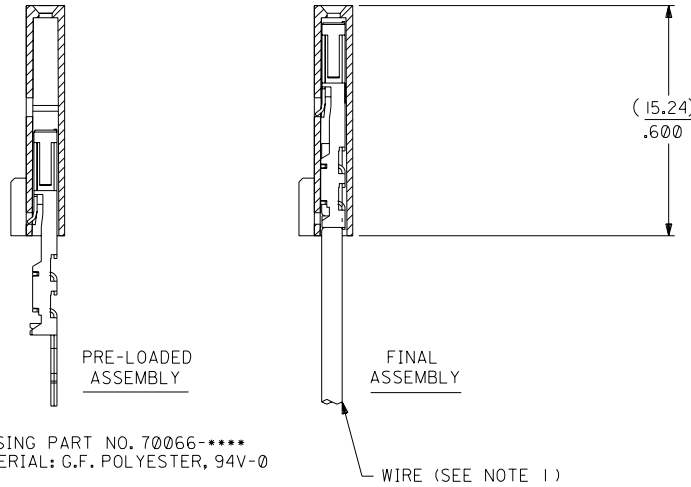
NOTES:

- 1) TO BE USED WITH (22) AWG. STRANDED WIRE WITH (1.35)/.053 DIA. MAX. INSULATION.
- 2) SEE CHART FOR CIRCUIT SIZES.
- 3) STANDARD PACKAGING PER PK-70873-0001. OPTIONAL PACKAGING MAY BE AVAILABLE, REQUEST DWG. PK-70400
- 4) PARTS STACKABLE END TO END ON (2.54)/.100 CENTERS.
- 5) REFER TO PRODUCT SPECIFICATION: PS-70400.
- 6) SEE DWG. SDA-70400-**** (SHT. 5) FOR OPTIONAL HOUSING DETAILS.
- 7) 4 CIRCUIT SHOWN. 3 - 25 CKT'S. HAVE (2) RIBS.
- 8) TO MATE WITH MOLEX PART NO'S.: 70004-****, 70013-****

9) 2 CIRCUIT ASSEMBLIES SUPPLIED AS GROUPED PAIRS.



SECTION C-C

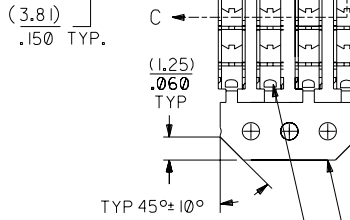
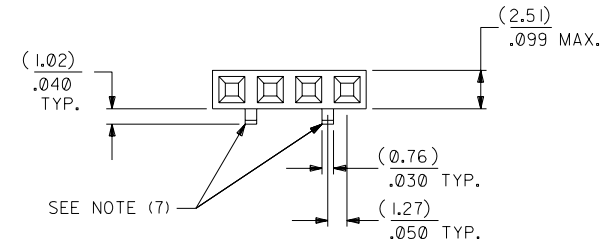


HOUSING PART NO. 70066-****
MATERIAL: G.F. POLYESTER, 94V-0

TERMINAL PART NO. 70028-****
MATERIAL: PHOSPHOR BRONZE
PLATING PER ES-88-***

TIN - .000150 MIN. TIN OVER
.000050 MIN. NICKEL PLATE.

CIRCUIT NO. 1
SLOT OR ARROW



| I.D. SLOT CODE TO WIRE GAUGE CHART | |
|------------------------------------|------------|
| I.D. SLOT CODE | WIRE GAUGE |
| D | 22 AWG. |

| PLATING CODE (STRIPE ON CARRIER STRIP) | |
|--|-------|
| PLATING | COLOR |
| TIN | NONE |

| CKT. SIZE | DIMENSIONS (INCH) | | EDP. NO. | ENG. NO. |
|-----------|--------------------|--------------------|------------|--------------|
| | A | B | | |
| 2 | (2.54) .100 | (5.05) .199 | 14-56-7021 | A-70400-3070 |
| 3 | (5.08) .200 | (7.59) .299 | 14-56-7031 | A-70400-3071 |
| 4 | (7.62) .300 | (10.13) .399 | 14-56-7041 | A-70400-3072 |
| 5 | (10.16) .400 | (12.67) .499 | 14-56-7051 | A-70400-3073 |
| 6 | (12.70) .500 | (15.21) .599 | 14-56-7061 | A-70400-3074 |
| 7 | (15.24) .600 | (17.75) .699 | 14-56-7071 | A-70400-3075 |
| 8 | (17.78) .700 | (20.29) .799 | 14-56-7081 | A-70400-3076 |
| 9 | (20.32) .800 | (22.83) .899 | 14-56-7091 | A-70400-3077 |
| 10 | (22.86) .900 | (25.37) .999 | 14-56-7101 | A-70400-3078 |
| 11 | (25.54) 1.000 | (27.91) 1.099 | 14-56-7111 | A-70400-3079 |
| 12 | (27.94) 1.100 | (30.45) 1.199 | 14-56-7121 | A-70400-3080 |
| 13 | (30.48) 1.200 | (32.99) 1.299 | 14-56-7131 | A-70400-3081 |
| 14 | (33.02) 1.300 | (35.53) 1.399 | 14-56-7141 | A-70400-3082 |
| 15 | (35.56) 1.400 | (38.07) 1.499 | 14-56-7151 | A-70400-3083 |
| 16 | (38.01) 1.500 | (40.61) 1.599 | 14-56-7161 | A-70400-3084 |
| 17 | (40.64) 1.600 | (43.15) 1.699 | 14-56-7171 | A-70400-3085 |
| 18 | (43.18) 1.700 | (45.69) 1.799 | 14-56-7181 | A-70400-3086 |
| 19 | (45.72) 1.800 | (48.23) 1.899 | 14-56-7191 | A-70400-3087 |
| 20 | (48.26) 1.900 | (50.77) 1.999 | 14-56-7201 | A-70400-3088 |
| 21 | (50.80) 2.000 | (53.31) 2.099 | 14-56-7211 | A-70400-3089 |
| 22 | (53.34) 2.100 | (55.85) 2.199 | 14-56-7221 | A-70400-3090 |
| 23 | (55.88) 2.200 | (58.39) 2.299 | 14-56-7231 | A-70400-3091 |
| 24 | (58.42) 2.300 | (60.93) 2.399 | 14-56-7241 | A-70400-3092 |
| 25 | (60.96) 2.400 | (63.47) 2.499 | 14-56-7251 | A-70400-3093 |

*THE PRIMARY SHIPPING CARTON WILL BE LABELED "COMPLIANT TO ROHS DIRECTIVE 2002/95/EC AND ELV ANNEX II OF DIRECTIVE 2000/53/EC". CARTONS WITHOUT THIS LABEL MAY CONTAIN PRODUCT WITH LEAD.

| | | | | | | | |
|----------------|---|---|--|--|--|--|---------------------------|
| E | LEAD FREE UCP2004-1769 RWHITE 04/03/22 | C | REVISED PER ECR NO. U82110 10-17-88 | AAB | DIMENSIONS SHOWN (METRIC) INCH UNLESS OTHERWISE SPECIFIED TOLERANCES: ANGULAR ± 1/2° | ▽ = 0 ▼ = 0 | REVISE ONLY ON CAD SYSTEM |
| DI | ADD CARRIER CHAMF ECN #UDT1998-0280 05/20/98 LMCGRATH | B | REVISE PER ECR #U80110 2/3/88 MJM | AAB | 3 PLACE ± .010 2 PLACE ± .014 ± 0.25 1 PLACE --- ± 0.35 | TITLE ASSEMBLY, SL CONNECTOR (SINGLE ROW- (2.54)/.100 GRID) | |
| D | 164 PLATING WAS 102 PER ECR # U30941 07/13/93 REED | A | RELEASE FOR PROD. PER ERO NO. 25421 10-26-87 | AAB | DRAFT WHERE APPLICABLE MUST REMAIN WITHIN DIMENSIONS | MOLEX INCORPORATED SHEET NO. DATE LISLE, ILL. 60532 U.S.A. 10/26/87 | |
| LTR. REVISIONS | | | | PART NO. SDA-70400-3070-3093 DRWG. NO. SDA-70400-3070-3093 SEE CHART | | | |
| LTR. REVISIONS | | | | DRWG. BY WAZ CHK'D BY WAZ SCALE 4:1 | | | |
| LTR. REVISIONS | | | | FILE NAME 74003070.DGN THIS DRAWING CONTAINS INFORMATION THAT IS PROPRIETARY TO MOLEX INC. AND SHOULD NOT BE USED WITHOUT WRITTEN PERMISSION. | | | |