

Miniature Dipped, Mica Capacitors

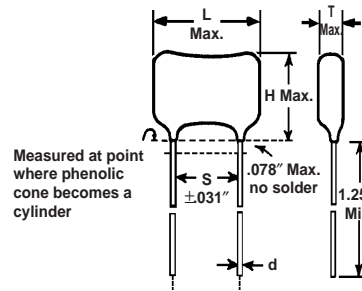
Types CD5, CD6, CD7, CDS5, CDS10, D7, CDS15, CDS19, CDS30



CDE miniature dipped silvered mica capacitors fit those tight spots in modules and high-density electronics. In low- and moderate-humidity applications, these small sizes deliver the same stability and rugged performance as the standard dipped units.

Performance Highlights

- Voltage Range: 50 Vdc to 500 Vdc
- Capacitance Range: 1 pF to 40,000 pF
- Capacitance Tolerance: $\pm 1/2$ pF (D), $\pm 1/2\%$ (E), ± 1 pF (C), $\pm 1\%$ (F), $\pm 2\%$ (G), $\pm 5\%$ (J)
- Temperature Range: -55°C to $+125^{\circ}\text{C}$
- 20,000 V/ μs dV/dt pulse capability minimum



Ratings and Dimensions

Radial Leaded
Mica Capacitors

Cap pF	Catalog Number	Volt Rate	L Inches (mm)	H Inches (mm)	T Inches (mm)	S Inches (mm)	d Inches (mm)
1	CD5CC010D03	300	.270 (6.9)	.190 (4.8)	.110 (2.8)	.120 (3.0)	.016 (4)
1	CD5SC010D03	300	.250 (6.4)	.160 (4.1)	.090 (2.3)	.120 (3.0)	.016 (4)
1	CD6CD010D03	500	.275 (7.0)	.175 (4.4)	.095 (2.4)	.172 (4.4)	.016 (4)
1	CDS10CD010D03	500	.310 (7.9)	.260 (6.6)	.120 (3.0)	.141 (3.6)	.016 (4)
1	CDS15CD010D03	500	.430 (10.9)	.280 (7.1)	.140 (3.6)	.234 (5.9)	.025 (6)
2	CD5CC020D03	300	.270 (6.9)	.190 (4.8)	.110 (2.8)	.120 (3.0)	.016 (4)
2	CD5SC020D03	300	.250 (6.4)	.160 (4.1)	.090 (2.3)	.120 (3.0)	.016 (4)
2	CD6CD020D03	500	.275 (7.0)	.175 (4.4)	.095 (2.4)	.172 (4.4)	.016 (4)
2	CDS10CD020D03	500	.310 (7.9)	.260 (6.6)	.120 (3.0)	.141 (3.6)	.016 (4)
2	CDS15CD020D03	500	.430 (10.9)	.280 (7.1)	.140 (3.6)	.234 (5.9)	.025 (6)
3	CD5CC030D03	300	.270 (6.9)	.190 (4.8)	.110 (2.8)	.120 (3.0)	.016 (4)
3	CD5SC030D03	300	.250 (6.4)	.160 (4.1)	.090 (2.3)	.120 (3.0)	.016 (4)
3	CD6CD030D03	500	.275 (7.0)	.175 (4.4)	.095 (2.4)	.172 (4.4)	.016 (4)
3	CDS10CD030D03	500	.310 (7.9)	.260 (6.6)	.120 (3.0)	.141 (3.6)	.016 (4)
3	CDS15CD030D03	500	.430 (10.9)	.280 (7.1)	.140 (3.6)	.234 (5.9)	.025 (6)
4	CD5CC040D03	300	.270 (6.9)	.190 (4.8)	.110 (2.8)	.120 (3.0)	.016 (4)
4	CD5SC040D03	300	.250 (6.4)	.160 (4.1)	.090 (2.3)	.120 (3.0)	.016 (4)
4	CD6CD040D03	500	.275 (7.0)	.175 (4.4)	.095 (2.4)	.172 (4.4)	.016 (4)
4	CDS10CD040D03	500	.310 (7.9)	.260 (6.6)	.120 (3.0)	.141 (3.6)	.016 (4)
4	CDS15CD040D03	500	.430 (10.9)	.280 (7.1)	.140 (3.6)	.234 (5.9)	.025 (6)
5	CD5CC050D03	300	.270 (6.9)	.190 (4.8)	.110 (2.8)	.120 (3.0)	.016 (4)
5	CD5SC050D03	300	.250 (6.4)	.160 (4.1)	.090 (2.3)	.120 (3.0)	.016 (4)
5	CD6CD050D03	500	.275 (7.0)	.175 (4.4)	.095 (2.4)	.172 (4.4)	.016 (4)
5	CDS10CD050D03	500	.310 (7.9)	.260 (6.6)	.120 (3.0)	.141 (3.6)	.016 (4)
5	CDS15CD050D03	500	.430 (10.9)	.280 (7.1)	.140 (3.6)	.234 (5.9)	.025 (6)
6	CD5CC060D03	300	.270 (6.9)	.190 (4.8)	.110 (2.8)	.120 (3.0)	.016 (4)
6	CD5SC060D03	300	.250 (6.4)	.160 (4.1)	.090 (2.3)	.120 (3.0)	.016 (4)
6	CD6CD060D03	500	.275 (7.0)	.175 (4.4)	.095 (2.4)	.172 (4.4)	.016 (4)
6	CDS10CD060D03	500	.310 (7.9)	.260 (6.6)	.120 (3.0)	.141 (3.6)	.016 (4)
6	CDS15CD060D03	500	.430 (10.9)	.280 (7.1)	.140 (3.6)	.234 (5.9)	.025 (6)
7	CD5CC070D03	300	.270 (6.9)	.190 (4.8)	.110 (2.8)	.120 (3.0)	.016 (4)
7	CD5SC070D03	300	.250 (6.4)	.160 (4.1)	.090 (2.3)	.120 (3.0)	.016 (4)
7	CD6CD070D03	500	.275 (7.0)	.175 (4.4)	.095 (2.4)	.172 (4.4)	.016 (4)
7	CDS10CD070D03	500	.310 (7.9)	.260 (6.6)	.120 (3.0)	.141 (3.6)	.016 (4)
7	CDS15CD070D03	500	.430 (10.9)	.280 (7.1)	.140 (3.6)	.234 (5.9)	.025 (6)
8	CD5CC080D03	300	.270 (6.9)	.190 (4.8)	.110 (2.8)	.120 (3.0)	.016 (4)
8	CD5SC080D03	300	.250 (6.4)	.160 (4.1)	.090 (2.3)	.120 (3.0)	.016 (4)
8	CD6CD080D03	500	.275 (7.0)	.175 (4.4)	.095 (2.4)	.172 (4.4)	.016 (4)
8	CDS10CD080D03	500	.310 (7.9)	.260 (6.6)	.120 (3.0)	.141 (3.6)	.016 (4)
8	CDS15CD080D03	500	.430 (10.9)	.280 (7.1)	.140 (3.6)	.234 (5.9)	.025 (6)
9	CD5CC090D03	300	.270 (6.9)	.190 (4.8)	.110 (2.8)	.120 (3.0)	.016 (4)
9	CD5SC090D03	300	.250 (6.4)	.160 (4.1)	.090 (2.3)	.120 (3.0)	.016 (4)
9	CD6CD090D03	500	.275 (7.0)	.175 (4.4)	.095 (2.4)	.172 (4.4)	.016 (4)
9	CDS10CD090D03	500	.310 (7.9)	.260 (6.6)	.120 (3.0)	.141 (3.6)	.016 (4)
9	CDS15CD090D03	500	.430 (10.9)	.280 (7.1)	.140 (3.6)	.234 (5.9)	.025 (6)

Cap pF	Catalog Number	Volt Rate	L Inches (mm)	H Inches (mm)	T Inches (mm)	S Inches (mm)	d Inches (mm)
10	CD5CC100J03	300	.270 (6.9)	.190 (4.8)	.110 (2.8)	.120 (3.0)	.016 (4)
10	CD5SC100J03	300	.250 (6.4)	.160 (4.1)	.090 (2.3)	.120 (3.0)	.016 (4)
10	CD6CD100D03	500	.275 (7.0)	.175 (4.4)	.095 (2.4)	.172 (4.4)	.016 (4)
10	CDS10CD100J03	500	.310 (7.9)	.260 (6.6)	.120 (3.0)	.141 (3.6)	.016 (4)
10	CDS15CD100J03	500	.430 (10.9)	.280 (7.1)	.140 (3.6)	.234 (5.9)	.025 (6)
11	CD5CC110J03	300	.270 (6.9)	.190 (4.8)	.110 (2.8)	.120 (3.0)	.016 (4)
11	CD5SC110J03	300	.250 (6.4)	.160 (4.1)	.090 (2.3)	.120 (3.0)	.016 (4)
11	CD6CD110D03	500	.275 (7.0)	.175 (4.4)	.095 (2.4)	.172 (4.4)	.016 (4)
11	CDS10CD110J03	500	.310 (7.9)	.260 (6.6)	.120 (3.0)	.141 (3.6)	.016 (4)
11	CDS15CD110J03	500	.430 (10.9)	.280 (7.1)	.140 (3.6)	.234 (5.9)	.025 (6)
12	CD5CC120J03	300	.270 (6.9)	.190 (4.8)	.110 (2.8)	.120 (3.0)	.016 (4)
12	CD5SC120J03	300	.250 (6.4)	.160 (4.1)	.090 (2.3)	.120 (3.0)	.016 (4)
12	CD6CD120J03	500	.275 (7.0)	.175 (4.4)	.095 (2.4)	.172 (4.4)	.016 (4)
12	CDS10CD120J03	500	.310 (7.9)	.260 (6.6)	.120 (3.0)	.141 (3.6)	.016 (4)
12	CDS15CD120J03	500	.430 (10.9)	.280 (7.1)	.140 (3.6)	.234 (5.9)	.025 (6)
15	CD5CC150J03	300	.270 (6.9)	.190 (4.8)	.120 (3.0)	.120 (3.0)	.016 (4)
15	CD5SC150J03	300	.250 (6.4)	.170 (4.3)	.100 (2.5)	.120 (3.0)	.016 (4)
15	CD6CD150J03	500	.275 (7.0)	.175 (4.4)	.095 (2.4)	.172 (4.4)	.016 (4)
15	CDS10CD150J03	500	.310 (7.9)	.260 (6.6)	.120 (3.0)	.141 (3.6)	.016 (4)
15	CDS15CD150J03	500	.430 (10.9)	.280 (7.1)	.140 (3.6)	.234 (5.9)	.025 (6)
18	CD5CC180J03	300	.270 (6.9)	.200 (5.1)	.120 (3.0)	.120 (3.0)	.016 (4)
18	CD5SC180J03	300	.250 (6.4)	.170 (4.3)	.100 (2.5)	.120 (3.0)	.016 (4)
18	CD6CD180J03	500	.275 (7.0)	.175 (4.4)	.095 (2.4)	.172 (4.4)	.016 (4)
18	CDS10CD180J03	500	.310 (7.9)	.260 (6.6)	.120 (3.0)	.141 (3.6)	.016 (4)
18	CDS15CD180J03	500	.430 (10.9)	.280 (7.1)	.140 (3.6)	.234 (5.9)	.025 (6)
20	CD5CC200J03	300	.270 (6.9)	.200 (5.1)	.120 (3.0)	.120 (3.0)	.016 (4)
20	CD5SC200J03	300	.250 (6.4)	.170 (4.3)	.100 (2.5)	.120 (3.0)	.016 (4)
20	CD6ED200J03	500	.275 (7.0)	.175 (4.4)	.095 (2.4)	.172 (4.4)	.016 (4)
20	CDS10ED200J03	500	.310 (7.9)	.260 (6.6)	.120 (3.0)	.141 (3.6)	.016 (4)
20	CDS15ED200J03	500	.430 (10.9)	.280 (7.1)	.140 (3.6)	.234 (5.9)	.025 (6)
22	CD5EC220J03	300	.270 (6.9)	.200 (5.1)	.120 (3.0)	.120 (3.0)	.016 (4)
22	CD5SEC220J03	300	.250 (6.4)	.170 (4.3)	.100 (2.5)	.120 (3.0)	.016 (4)
22	CD6ED220J03	500	.275 (7.0)	.175 (4.4)	.095 (2.4)	.172 (4.4)	.016 (4)
22	CDS10ED220J03	500	.310 (7.9)	.260 (6.6)	.120 (3.0)	.141 (3.6)	.016 (4)
22	CDS15ED220J03	500	.430 (10.9)	.280 (7.1)	.140 (3.6)	.234 (5.9)	.025 (6)
24	CD5EC240J03	300	.270 (6.9)	.200 (5.1)	.120 (3.0)	.120 (3.0)	.016 (4)
24	CD5SEC240J03	300	.250 (6.4)	.170 (4.3)	.100 (2.5)	.120 (3.0)	.016 (4)
24	CD6ED240J03	500	.275 (7.0)	.175 (4.4)	.095 (2.4)	.172 (4.4)	.016 (4)
24	CDS10ED240J03	500	.310 (7.9)	.260 (6.6)	.120 (3.0)	.141 (3.6)	.016 (4)
24	CDS15ED240J03	500	.430 (10.9)	.280 (7.1)	.140 (3.6)	.234 (5.9)	.025 (6)
27	CD5EC270J03	300	.270 (6.9)	.200 (5.1)	.130 (3.3)	.120 (3.0)	.016 (4)
27	CD5SEC270J03	300	.250 (6.4)	.170 (4.3)	.110 (2.8)	.120 (3.0)	.016 (4)
27	CD6ED270J03	500	.275 (7.0)	.175 (4.4)	.095 (2.4)	.172 (4.4)	.016 (4)
27	CDS10ED270J03	500	.310 (7.9)	.260 (6.6)	.120 (3.0)	.141 (3.6)	.016 (4)
27	CDS15ED270J03	500	.430 (10.9)	.280 (7.1)	.140 (3.6)	.234 (5.9)	.025 (6)

1605 East Rodney French Blvd.
New Bedford, MA 02744
(508) 996-8564, Fax (508) 996-3830
<http://www.cornell-dubilier.com>
E-mail: cdenb@cornell-dubilier.com

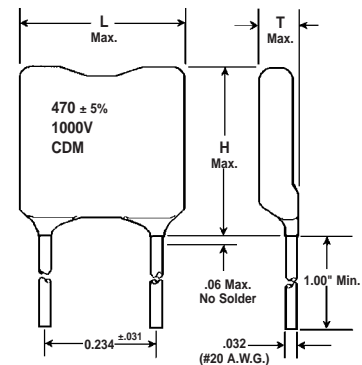
CDE **CORNELL DUBILIER**
Your Source For Capacitor Solutions

Type CD16 & CDV16, Snubber and RF Application, Mica Capacitors



Ideal for snubber and RF applications, CDV16 mica capacitors now handle dV/dt s up to 275,000 V/ μ s and they assure controlled, resonance-free performance through 1 GHz.

Type CD16 & CDV16 Mica Capacitors



Higher dV/dt Capability and Flatter Insertion Loss

New CDV16/CD16 mica capacitors excel in both snubber applications and high-frequency applications like RF and CATV.

Type CDV16's high pulse current capability make them ideal for pulse and snubber applications. CDV16 capacitors withstand an unlimited number of pulses with a dV/dt of 275,000 V/ μ s. This is a 20% increase in dV/dt capability when compared to our CDV19 mica capacitors and CDV16s are smaller too. CDV16 capacitors handle higher peak currents — up

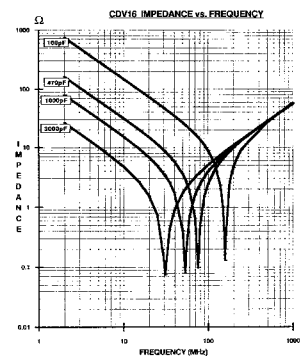
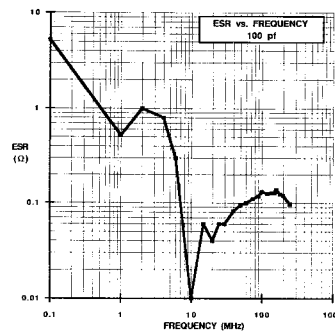
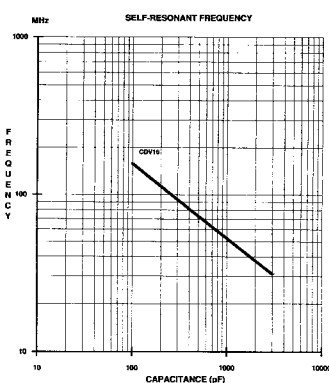
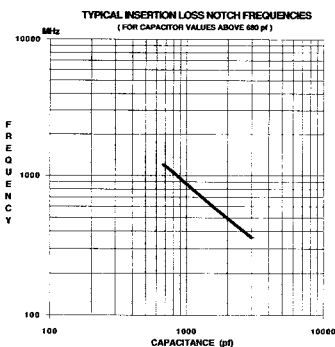
to 825 amps. They also handle high continuous RMS current at 5 MHz and up to 30 MHz. For example, a 470 pF CDV16 capacitor handles 6.2 A rms continuously at 13.56 MHz and it is 1/4 the cost of a comparable porcelain ceramic capacitor.

In addition to being great for snubbers, CDV16 is a fit for your FR applications. Their compact size and closer lead spacing improves insertion loss performance — insertion loss data is flat within +0.2 db, typically to beyond a gigahertz.

Radial Leaded
Mica Capacitors

Performance Highlights

- Capacitance Range: 100 pF to 7,500 pF
- Capacitance Tolerance: $\pm 5\%$ (J) standard; $\pm 1\%$ (F) and $\pm 2\%$ (G) available
- Voltage: 500 Vdc & 1,000 Vdc
- Temperature Range: -55°C to $+125^{\circ}\text{C}$
- dV/dt capability up to 275,000 V/ μ s
- 1,500 amps peak current capability
- Handles up to 9.0 amps rms continuous current
- Very low ESR from 10 to 100 MHz
- Low, notch-free impedance to 1GHz
- Stable: no capacitance change with voltage, temperature and frequency
- Tape and reeling available



**CORNELL
DUBILIER**

Your Source For Capacitor Solutions

1605 East Rodney French Blvd.
New Bedford, MA 02744
(508) 996-8564, Fax (508) 996-3830
<http://www.cornell-dubilier.com>
E-mail: cdenb@cornell-dubilier.com

Type CD16 & CDV16, Snubber and RF Application, Mica Capacitors

Ratings and Dimensions

Cap. pF	Catalog Number	L Inches (mm)	H Inches (mm)	T Inches (mm)	Ipk Amps	Maximum Continuous Current @ 85°C, Amps					
						100kHz	250 kHz	500 kHz	1MHz	2.5MHz	5MHz
500 Vdc (300 Vac)											
100	CD16FD101J03	.43 (10.9)	.46 (11.7)	.15 (3.8)	20	.019	.047	.09	.19	.47	.78
120	CD16FD121J03	.43 (10.9)	.46 (11.7)	.15 (3.8)	24	.023	.057	.11	.23	.57	.86
150	CD16FD151J03	.43 (10.9)	.46 (11.7)	.15 (3.8)	30	.028	.071	.14	.28	.71	.96
180	CD16FD181J03	.43 (10.9)	.46 (11.7)	.15 (3.8)	36	.034	.085	.17	.34	.85	1.1
220	CD16FD221J03	.43 (10.9)	.46 (11.7)	.15 (3.8)	44	.041	.10	.21	.41	1.0	1.2
270	CD16FD271J03	.45 (11.4)	.47 (11.9)	.16 (4.1)	54	.051	.13	.25	.51	1.3	1.3
330	CD16FD331J03	.45 (11.4)	.47 (11.9)	.16 (4.1)	66	.062	.16	.31	.62	1.5	1.5
390	CD16FD391J03	.45 (11.4)	.47 (11.9)	.16 (4.1)	78	.074	.18	.37	.74	1.6	1.6
470	CD16FD471J03	.45 (11.4)	.47 (11.9)	.16 (4.1)	94	.089	.22	.44	.89	1.8	1.8
560	CD16FD561J03	.46 (11.7)	.50 (12.7)	.18 (4.6)	110	.11	.26	.53	1.1	2.0	2.0
680	CD16FD681J03	.46 (11.7)	.50 (12.7)	.18 (4.6)	160	.15	.39	.77	1.5	2.5	2.5
820	CD16FD821J03	.46 (11.7)	.50 (12.7)	.18 (4.6)	160	.15	.39	.77	1.5	2.5	2.5
1000	CD16FD102J03	.46 (11.7)	.50 (12.7)	.18 (4.6)	200	.19	.47	.94	1.9	2.7	2.7
1200	CD16FD122J03	.46 (11.7)	.50 (12.7)	.18 (4.6)	240	.23	.57	1.1	2.3	3.0	3.0
1500	CD16FD152J03	.46 (11.7)	.50 (12.7)	.18 (4.6)	300	.28	.71	1.4	2.7	3.3	3.3
1800	CD16FD182J03	.47 (11.9)	.52 (13.2)	.25 (6.4)	360	.34	.85	1.7	3.4	4.1	4.1
2200	CD16FD222J03	.47 (11.9)	.52 (13.2)	.25 (6.4)	440	.41	1.0	2.1	4.1	4.5	4.5
2700	CD16FD272J03	.47 (11.9)	.52 (13.2)	.25 (6.4)	540	.51	1.3	2.5	5.0	5.0	5.0
3000	CD16FD302J03	.47 (11.9)	.52 (13.2)	.25 (6.4)	600	.57	1.4	2.8	5.2	5.2	5.2
3300	CD16FD332J03	.48 (12.2)	.53 (13.7)	.28 (7.1)	600	.57	1.4	2.8	5.7	6.8	6.8
3600	CD16FD362J03	.48 (12.2)	.53 (13.7)	.28 (7.1)	720	.68	1.7	3.4	6.8	7.1	7.1
3900	CD16FD392J03	.48 (12.2)	.54 (13.7)	.28 (7.1)	780	.74	1.8	3.7	7.4	7.4	7.4
4300	CD16FD432J03	.48 (12.2)	.54 (13.7)	.28 (7.1)	860	.81	2.0	4.0	7.0	7.8	7.8
4700	CD16FD472J03	.49 (12.5)	.56 (14.2)	.31 (7.9)	940	.89	2.2	4.4	8.5	8.5	8.5
5600	CD16FD562J03	.49 (12.5)	.56 (14.2)	.33 (8.4)	1100	1.1	2.6	5.3	9.0	9.0	9.0
6800	CD16FD682J03	.50 (12.7)	.57 (14.7)	.38 (9.7)	1300	1.3	3.2	6.4	9.0	9.0	9.0
7500	CD16FD752J03	.50 (12.7)	.58 (14.7)	.40 (10.2)	1500	1.4	3.5	7.1	9.0	9.0	9.0

Radial Leaded Mica Capacitors

Cap. pF	Catalog Number	L Inches (mm)	H Inches (mm)	T Inches (mm)	Ipk Amps	Maximum Continuous Current @ 85°C, Amps					
						100kHz	250 kHz	500 kHz	1MHz	2.5MHz	5MHz
1,000 Vdc (350 Vac)											
100	CDV16FF101J03	.43 (10.9)	.46 (11.7)	.15 (3.8)	23	.022	.055	.11	.22	.55	.92
120	CDV16FF121J03	.43 (10.9)	.46 (11.7)	.15 (3.8)	27	.026	.066	.13	.26	.66	1.0
130	CDV16FF131J03	.43 (10.9)	.46 (11.7)	.15 (3.8)	29	.029	.071	.14	.29	.71	1.1
150	CDV16FF151J03	.43 (10.9)	.46 (11.7)	.15 (3.8)	34	.033	.082	.16	.33	.82	1.1
180	CDV16FF181J03	.43 (10.9)	.46 (11.7)	.15 (3.8)	41	.040	.10	.20	.40	.99	1.2
200	CDV16FF201J03	.43 (10.9)	.46 (11.7)	.15 (3.8)	45	.044	.11	.22	.44	1.1	1.3
220	CDV16FF221J03	.43 (10.9)	.46 (11.7)	.15 (3.8)	50	.048	.12	.24	.48	1.2	1.4
240	CDV16FF241J03	.43 (10.9)	.46 (11.7)	.15 (3.8)	54	.053	.13	.26	.53	1.3	1.4
270	CDV16FF271J03	.45 (11.4)	.47 (11.9)	.16 (4.1)	61	.059	.15	.30	.59	1.5	1.6
300	CDV16FF301J03	.45 (11.4)	.47 (11.9)	.16 (4.1)	68	.066	.16	.33	.66	1.6	1.7
330	CDV16FF331J03	.45 (11.4)	.47 (11.9)	.16 (4.1)	74	.073	.18	.36	.73	1.8	1.8
360	CDV16FF361J03	.45 (11.4)	.47 (11.9)	.16 (4.1)	81	.079	.20	.40	.79	1.8	1.8
390	CDV16FF391J03	.45 (11.4)	.47 (11.9)	.16 (4.1)	88	.086	.21	.43	.86	1.9	1.9
420	CDV16FF421J03	.45 (11.4)	.47 (11.9)	.16 (4.1)	95	.092	.23	.46	.92	2.0	2.0
430	CDV16FF431J03	.45 (11.4)	.47 (11.9)	.16 (4.1)	97	.095	.24	.47	.95	2.0	2.0
470	CDV16FF471J03	.45 (11.4)	.47 (11.9)	.16 (4.1)	106	.10	.26	.52	1.0	2.1	2.1
500	CDV16FF501J03	.45 (11.4)	.47 (11.9)	.16 (4.1)	113	.11	.27	.55	1.1	2.2	2.2
510	CDV16FF511J03	.45 (11.4)	.47 (11.9)	.16 (4.1)	115	.11	.28	.56	1.1	2.2	2.2
560	CDV16FF561J03	.46 (11.7)	.50 (12.7)	.17 (4.4)	126	.12	.31	.62	1.2	2.4	2.4
620	CDV16FF621J03	.46 (11.7)	.50 (12.7)	.17 (4.4)	140	.14	.34	.68	1.4	2.5	2.5
680	CDV16FF681J03	.46 (11.7)	.50 (12.7)	.17 (4.4)	153	.15	.37	.75	1.5	2.7	2.7
750	CDV16FF751J03	.46 (11.7)	.50 (12.7)	.17 (4.4)	169	.16	.41	.82	1.6	2.8	2.8
820	CDV16FF821J03	.46 (11.7)	.50 (12.7)	.17 (4.4)	185	.18	.45	.90	1.8	2.9	2.9
910	CDV16FF911J03	.46 (11.7)	.50 (12.7)	.17 (4.4)	205	.20	.50	1.0	2.0	3.1	3.1
1000	CDV16FF102J03	.46 (11.7)	.50 (12.7)	.17 (4.4)	225	.22	.55	1.1	2.2	3.2	3.2
1200	CDV16FF122J03	.46 (11.7)	.50 (12.7)	.17 (4.4)	270	.26	.66	1.3	2.6	3.5	3.5
1300	CDV16FF132J03	.46 (11.7)	.50 (12.7)	.17 (4.4)	293	.29	.71	1.4	2.9	3.7	3.7
1500	CDV16FF152J03	.46 (11.7)	.50 (12.7)	.18 (4.6)	338	.33	.82	1.6	3.3	3.9	3.9
1800	CDV16FF182J03	.47 (11.9)	.52 (13.2)	.25 (6.4)	495	.40	.99	2.0	4.0	4.8	4.8
2000	CDV16FF202J03	.47 (11.9)	.52 (13.2)	.25 (6.4)	605	.48	1.2	2.4	4.8	5.3	5.3
2200	CDV16FF222J03	.47 (11.9)	.52 (13.2)	.25 (6.4)	605	.48	1.2	2.4	4.8	5.3	5.3
2400	CDV16FF242J03	.47 (11.9)	.52 (13.2)	.25 (6.4)	660	.53	1.3	2.6	5.3	5.5	5.5
2700	CDV16FF272J03	.47 (11.9)	.52 (13.2)	.25 (6.4)	743	.59	1.5	3.0	5.8	5.8	5.8
3000	CDV16FF302J03	.47 (11.9)	.52 (13.2)	.25 (6.4)	825	.66	1.6	3.3	6.2	6.2	6.2

1605 East Rodney French Blvd.
 New Bedford, MA 02744
 (508) 996-8564, Fax (508) 996-3830
<http://www.cornell-dubilier.com>
 E-mail: cdenb@cornell-dubilier.com

CDE **CORNELL DUBILIER**
 Your Source For Capacitor Solutions