

Coaxial Bandpass Filter

VBF-2900+

50Ω 2700 to 3100 MHz

Maximum Ratings

Operating Temperature	-55°C to 100°C
Storage Temperature	-55°C to 100°C
RF Power Input*	1.5W at 25°C

*Passband rating, derate linearly to 0.25W at 100°C ambient. Permanent damage may occur if any of these limits are exceeded.

Features

- Rugged uni-body construction, small size
- Temperature stable

Applications

- Harmonic rejection
- Transmitters/receivers
- Lab use
- Test instrumentation



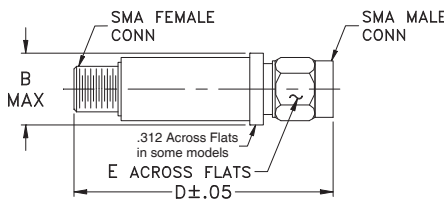
CASE STYLE: FF704

Connectors	Model
SMA	VBF-2900+

+RoHS Compliant

The +Suffix identifies RoHS Compliance. See our web site for RoHS Compliance methodologies and qualifications

Outline Drawing



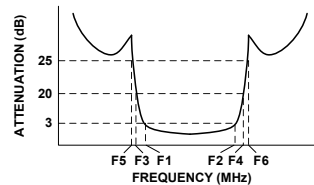
Outline Dimensions (inch/mm)

B	D	E	wt.
.410	1.43	.312	grams
10.41	36.32	7.92	10

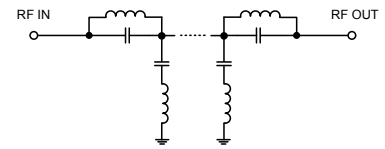
Bandpass Filter Electrical Specifications (T_{AMB} = 25°C)

CENTER FREQ. (MHz) F _c	PASSBAND (MHz) (Loss < 3dB) F1 - F2	STOPBANDS (MHz)				VSWR (:1)		
		Loss > 20dB		Loss 25dB Typ		Passband		Stopband
		F3	F4	F5	F6	Typ.	Max.	Typ.
2900	2700 - 3100	1850	4200	1800	4900 - 7000	2.3	3.6	20

Typical Frequency Response

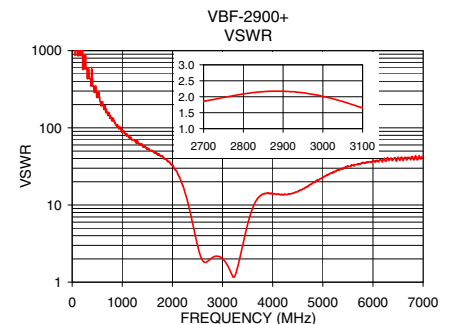
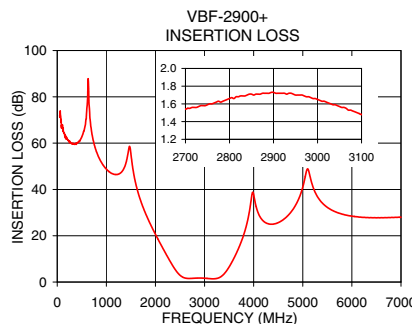


Functional Schematic



Typical Performance Data at 25°C

Frequency (MHz)	Insertion Loss (dB)	VSWR (:1)
50	72.12	1737.18
500	62.70	289.53
1000	48.80	86.86
1800	29.54	43.44
1850	27.15	40.41
2200	12.70	18.11
2380	6.11	6.78
2480	3.34	3.42
2700	1.54	1.86
2900	1.73	2.17
3100	1.48	1.65
3400	3.57	2.97
3500	6.52	5.61
3650	12.55	10.75
4200	26.29	13.60
4900	35.11	20.95
5200	41.62	25.94
5500	32.26	31.60
7000	27.99	42.38



Notes

- Performance and quality attributes and conditions not expressly stated in this specification document are intended to be excluded and do not form a part of this specification document.
- Electrical specifications and performance data contained in this specification document are based on Mini-Circuit's applicable established test performance criteria and measurement instructions.
- The parts covered by this specification document are subject to Mini-Circuits standard limited warranty and terms and conditions (collectively, "Standard Terms"); Purchasers of this part are entitled to the rights and benefits contained therein. For a full statement of the Standard Terms and the exclusive rights and remedies thereunder, please visit Mini-Circuits' website at www.minicircuits.com/MCLStore/terms.jsp

