

ULTRA HIGH SPEED SWITCHING APPLICATION.

FEATURES

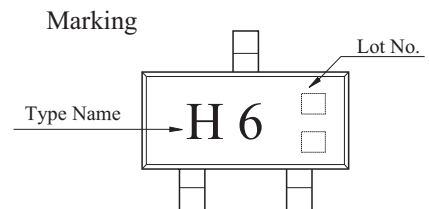
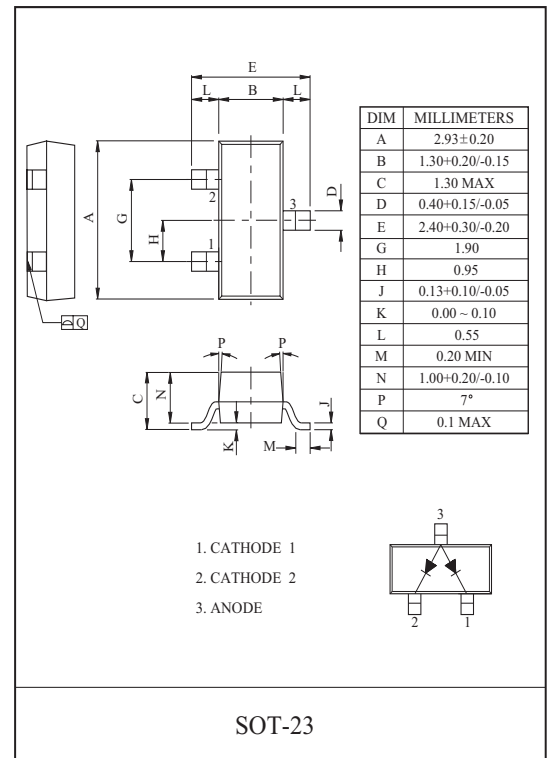
- Small Package : SOT-23.
- Low Forward Voltag : $V_F=0.92V(Typ.)$.
- Fast Reverse Recovery Time : $t_{rr}=1.6ns(Typ.)$.
- Small Total Capacitance : $C_T=2.2pF(Typ.)$.
- Suffix U : Qualified to AEC-Q101.
ex) BAW56-RTK/HU

MAXIMUM RATING (Ta=25)

CHARACTERISTIC	SYMBOL	RATING	UNIT
Maximum (Peak) Reverse Voltage	V_{RM}	85	V
Reverse Voltage	V_R	80	V
Continuous Forward Current	I_F	250	mA
Surge Current (10ms)	I_{FSM}	2	A
Power Dissipation	P_D	225*	mW
		300**	
Junction Temperature	T_j	150	
Storage Temperature Range	T_{stg}	-55 150	

* Note1 : Package Mounted On FR-5 Board (25.4 × 19.05 × 1.57mm)

** Note2 : Package Mounted On 99.5% Alumina (10 × 8 × 0.6mm)



ELECTRICAL CHARACTERISTICS (Ta=25)

CHARACTERISTIC	SYMBOL	TEST CONDITION	MIN.	TYP.	MAX.	UNIT
Forward Voltage	$V_{F(1)}$	$I_F=1mA$	-	0.61	-	V
	$V_{F(2)}$	$I_F=10mA$	-	0.74	-	
	$V_{F(3)}$	$I_F=150mA$	-	-	1.25	
Reverse Current	I_R	$V_R=80V$	-	-	0.5	μA
Total Capacitance	C_T	$V_R=0, f=1MHz$	-	-	4.0	pF
Reverse Recovery Time	t_{rr}	$I_F=10mA$	-	-	4.0	nS

BAW56

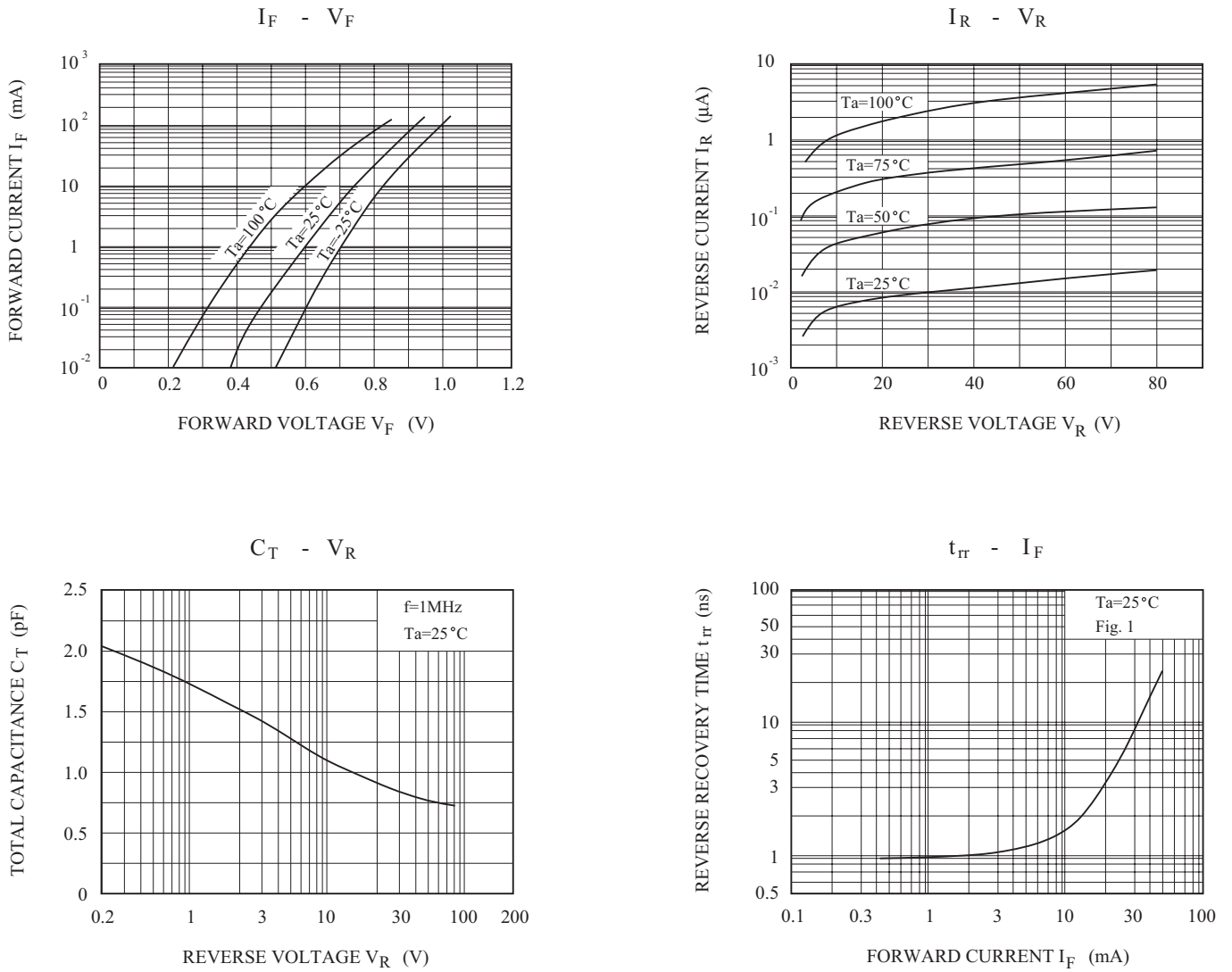


Fig. 1. REVERSE RECOVERY TIME(t_{rr}) TEST CIRCUIT

