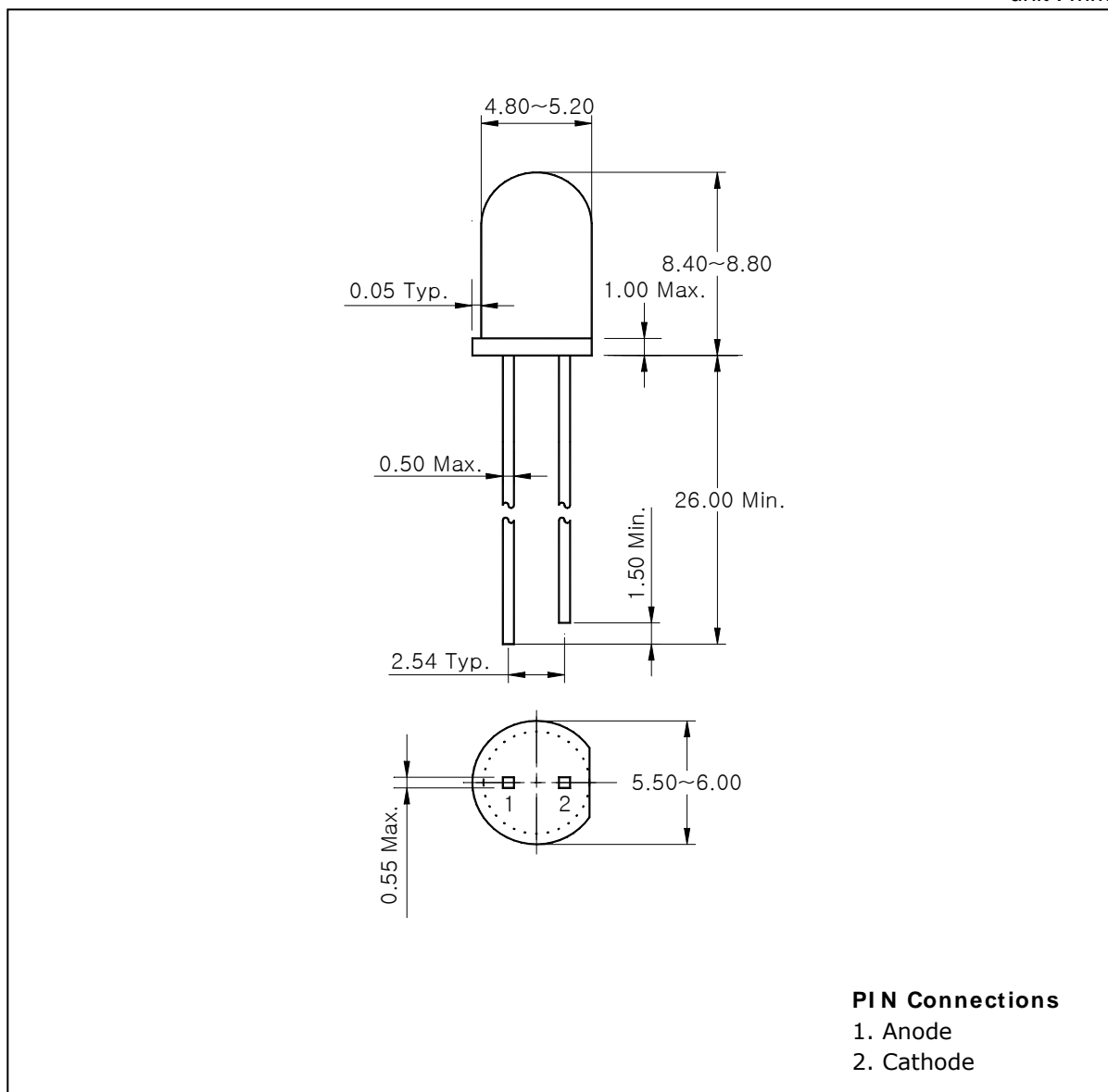


## 1. Features

- ◆ Colorless transparency lens type
- ◆  $\phi 5\text{mm}$ (T-13/4) all plastic mold type
- ◆ High luminosity

## 2. Outline Dimensions

unit : mm



The contents of this data sheet are subject to change without advance notice for the purpose of improvement.  
 When using this product, would you please refer to the latest specifications.

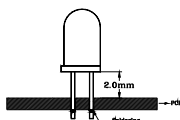
### 3. Absolute Maximum Ratings

(Ta=25°C)

Characteristic	Symbol	Rating	Unit
Power dissipation	$P_D$	75	mW
Forward current	$I_F$	30	mA
Peak forward current <sup>*1</sup>	$I_{FP}$	50	mA
Reverse voltage	$V_R$	4	V
Operating temperature range	$T_{opr}$	-20~85	°C
Storage temperature range	$T_{stg}$	-30~100	°C
Soldering temperature <sup>*2</sup>	$T_{sol}$	260°C for 10 seconds	

\*1. Duty ratio = 1/16, Pulse width = 0.1ms

\*2. Keep the distance more than 2.0mm from PCB to the bottom of LED package



### 4. Electrical / Optical Characteristics

(Ta=25°C)

Characteristic	Symbol	Test Condition	Min.	Typ.	Max.	Unit
Forward voltage	$V_F$	$I_F=20\text{mA}$	-	2.1	2.5	V
Luminous intensity <sup>*3</sup>	$I_V$	$I_F=20\text{mA}$	100	-	520	mcd
Peak wavelength	$\lambda_P$	$I_F=20\text{mA}$	-	660	-	nm
Spectrum bandwidth	$\Delta\lambda$	$I_F=20\text{mA}$	-	20	-	nm
Reverse current	$I_R$	$V_R=4\text{V}$	-	-	10	uA
Half angle <sup>*4</sup>	$\theta_{1/2}$	$I_F=20\text{mA}$	-	±11	-	deg

\*3. Luminous intensity maximum tolerance for each grade classification limit is ±18%

\*3. Luminous Intensity Classification

L	M	N	O
100 ~ 155	155 ~ 230	230 ~ 350	350 ~ 520

\*4.  $\theta_{1/2}$  is the off-axis angle where the luminous intensity is 1/2 the peak intensity

The contents of this data sheet are subject to change without advance notice for the purpose of improvement.  
When using this product, would you please refer to the latest specifications.

5. Characteristic Diagrams

Fig. 1  $I_F - V_F$

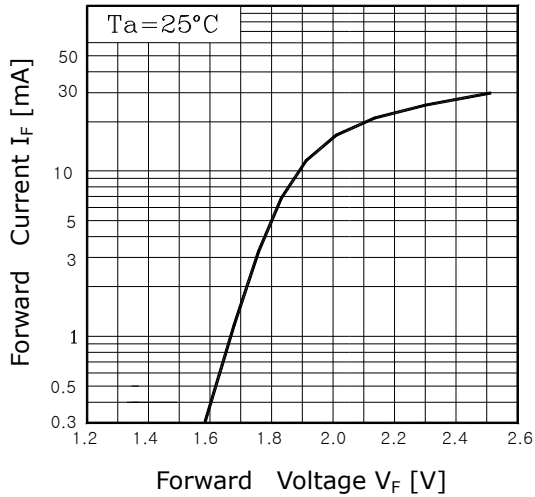


Fig. 2  $I_V - I_F$

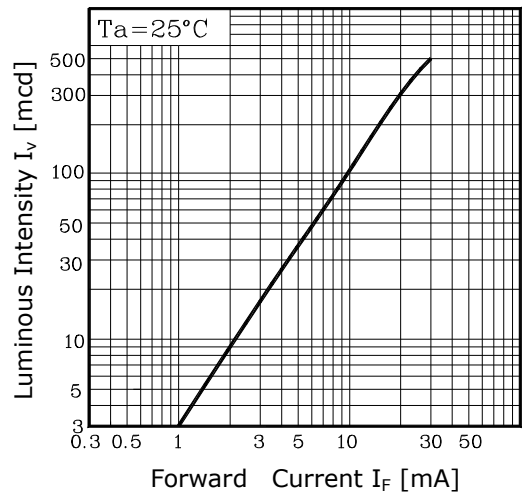


Fig. 3  $I_F - T_a$

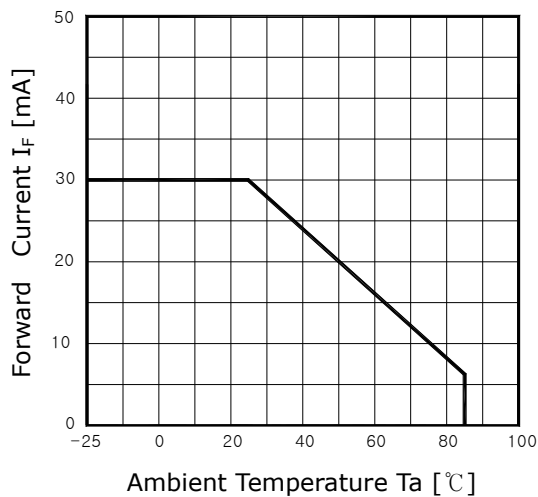


Fig.4 Spectrum Distribution

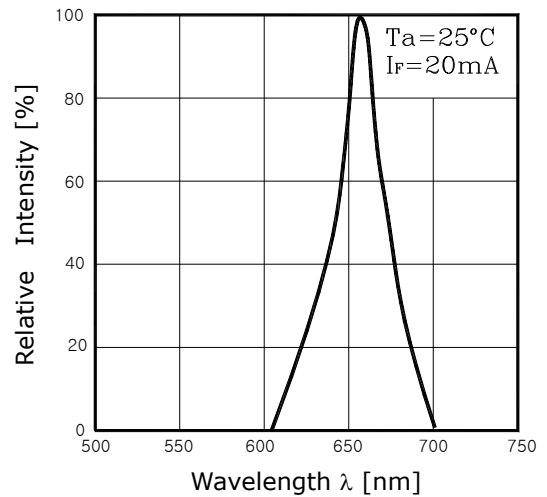
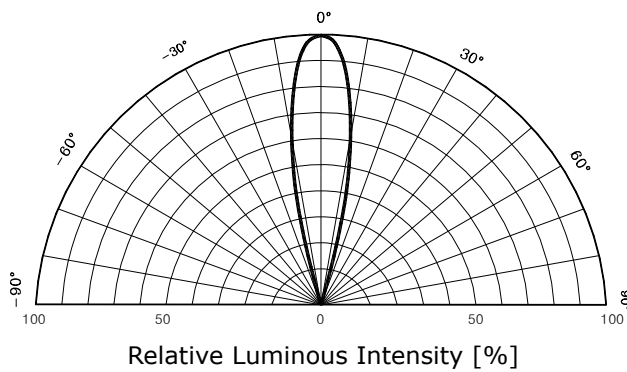


Fig. 5 Radiation Diagram



The contents of this data sheet are subject to change without advance notice for the purpose of improvement. When using this product, would you please refer to the latest specifications.