

Hermaphroditic Blade and Receptacle Connector

Wire-to-Board, Board-to-Board and Dust Cover

Hermaphroditic Blade and Receptacle Connector : Wire-to-Board



KEY FEATURES

- Available in 2, 4, and 6 positions
- Connector mates to Hermaphroditic Blade and Receptacle Board-to-Board part numbers with latching feature
- Positive Latching
- Connector accepts crimp snap contacts
- Contacts accept 18 – 22 AWG stranded wire
- Contacts packaged on 24 inch reels for high speed lead termination
- Housings are bulk packaged
- RoHS compliant
- Custom length wire-to-board cable assemblies are available upon request

DESCRIPTIONS

The Wire-to-Board connector is a new plug connector that mates to the new part number series of the surface mount Hermaphroditic Blade and Receptacle board to board connectors. The connector provides power to the first LED printed circuit board in a string of rigid printed circuit board light strips.

APPLICATIONS

LED Lighting Controls

LED Lighting Strips

Channel Lettering

ELECTRICAL

Operating Current : 6 AMPS

Operating Voltage : 125VAC/125VDC

Dielectric Withstanding Voltage : 1500VAC

MECHANICAL

Operating Temperature : -40°C to +105°C

Mating cycles : 10

MATERIALS

Housings : UL 94 V-0

Contacts : Tin plated brass

STANDARDS AND SPECIFICATIONS

114-13252 : Wire-to-Board Application Specification

108-2387 : Wire-to-Board Product Specification

UL and cUL recognized : File No. E28476

APPLICATION TOOLING

2063778-1 : PRO-CRIMPER III Hand Tool (includes die set)

2063778-2 : Die Set for Hand Tool

1852817-1 : Leadmaker Applicator

1852817-2 : AMP-O-LECTRIC "K" Press Applicator

1852817-3 : AMP-O-LECTRIC "G" Press Applicator

For more information visit : tooling.te.com

Hermaphroditic Blade and Receptacle Connector : Board-to-Board



KEY FEATURES

- Available in 2, 4, and 6 positions
- Connector mates to itself
- Single part to be stocked and placed onto pcb per position
- Connector mates and unmates horizontally and vertically
- Connector can be articulated from 90° to 180°
- Tape and reel packed for high speed SMT processes
- Low profile flat surface is compatible with SMT and reflow processing
- Rounded corners to minimize shadowing
- Redundant SMT pads
- Optional 2, 4 and 6 position dust cover available
- RoHS compliant

DESCRIPTIONS

The hermaphroditic blade and receptacle connector is a new SMT connector and is intended for use with in-line board-to-board applications.

APPLICATIONS

LED Lighting Controls, LED Lighting Strips, Channel Lettering

ELECTRICAL

Operating Current : 6 AMPS

Operating Voltage : 125VAC/125VDC

Dielectric Withstanding Voltage : 1500VAC

MECHANICAL

Operating Temperature : -40°C to +105°C

MATERIALS

Housings : UL 94V-0 high temperature resistant thermoplastic

Contacts : Copper Alloy, tin over nickel plated

Dust Cover : PBT

STANDARDS AND SPECIFICATIONS

114-13225 : Board-to-Board Application Specification

108-2342 : Board-to-Board Product Specification

UL and cUL Recognized : File No. E28476

PRODUCT OFFERING

Blade and Receptacle SMT Connectors

| Part Number | POSITION | COLOR |
|-------------|----------|-------|
| 2058703-1 | 2 | White |
| 2058703-2 | 4 | White |
| 2058703-3 | 6 | White |
| 1-2058703-1 | 2 | Black |
| 1-2058703-2 | 4 | Black |
| 1-2058703-3 | 6 | Black |

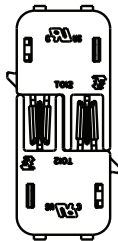
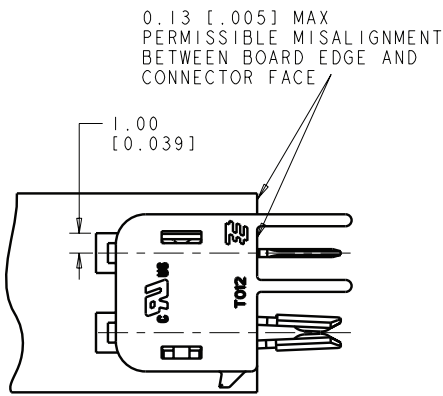
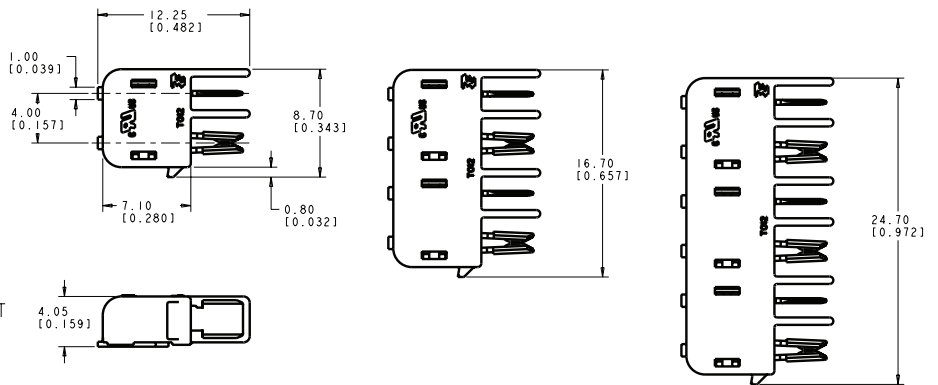
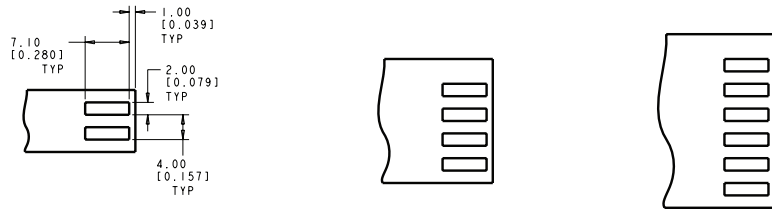
Dust Cover

| Part Number | POSITION | COLOR |
|-------------|----------|---------|
| 2058128-1 | 2 | Natural |
| 2058128-2 | 4 | Natural |
| 2058128-3 | 6 | Natural |
| 1-2058128-1 | 2 | Black |
| 1-2058128-2 | 4 | Black |
| 1-2058128-3 | 6 | Black |

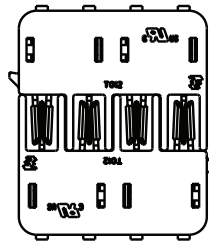
Hermaphroditic Blade and Receptacle Connector Board-to-Board

PRODUCT DIMENSIONS

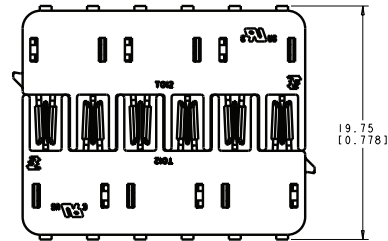
Board-to-Board



2058703-1/
1-2058703-1

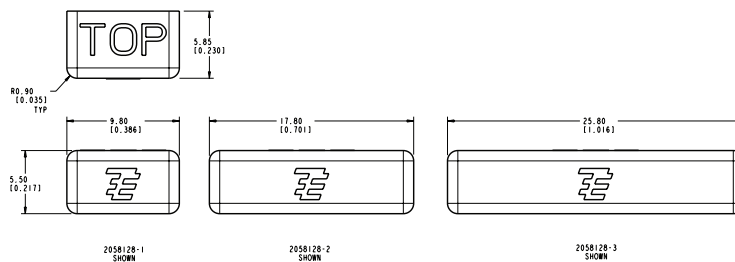


2058703-2/
1-2058703-2



2058703-3/
1-2058703-3

Dust Cover



Hermaphroditic Blade and Receptacle Connector Wire-to-Board

PRODUCT OFFERING AND DIMENSIONS

Wire-to-Board

Housings

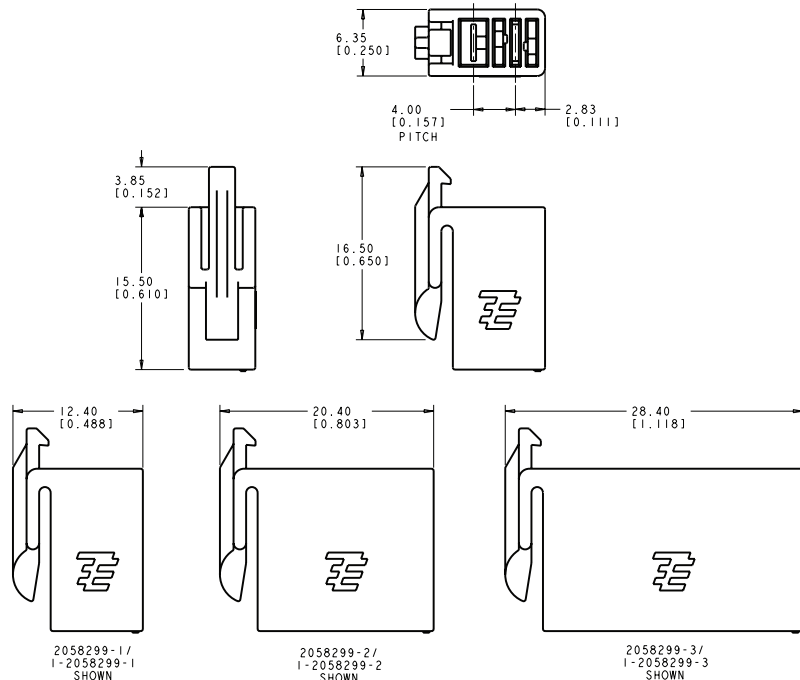
| Part Number | POSITION | COLOR |
|-------------|----------|---------|
| 2058299-1 | 2 | Natural |
| 2058299-2 | 4 | Natural |
| 2058299-3 | 6 | Natural |
| 1-2058299-1 | 2 | Black |
| 1-2058299-2 | 4 | Black |
| 1-2058299-3 | 6 | Black |

Contacts

| | |
|-----------|------------------------------|
| 2058301-1 | Blade Contact |
| 2058301-2 | Blade Contact - Loose Piece |
| 2058302-1 | Socket Contact |
| 2058302-2 | Socket Contact - Loose Piece |

Cable Assemblies

| Part Number | POSITION | COLOR |
|-------------|----------|---------|
| 2058300-1 | 2 | Natural |
| 2058300-2 | 4 | Natural |
| 2058300-3 | 6 | Natural |
| 1-2058300-1 | 2 | Black |
| 1-2058300-2 | 4 | Black |
| 1-2058300-3 | 6 | Black |



FOR MORE INFORMATION

te.com/lighting

TE Technical Support Center

| | |
|-------------------|--|
| Internet: | te.com/help |
| USA: | +1 (800) 522-6752 |
| Canada: | +1 (905) 475-6222 |
| Mexico: | +52 (0) 55-1106-0800 |
| Latin/S. America: | +54 (0) 11-4733-2200 |
| Germany: | +49 (0) 6251-133-1999 |
| UK: | +44 (0) 800-267666 |
| France: | +33 (0) 1-3420-8686 |
| Netherlands: | +31 (0) 73-6246-999 |
| China: | +86 (0) 400-820-6015 |

Part numbers in this brochure are RoHS Compliant*, unless marked otherwise.

*as defined www.te.com/leadfree

te.com

© 2011 Tyco Electronics Corporation, a TE Connectivity Ltd. Company. All Rights Reserved.
6-1773454-3 CIS 12/2011

AMP-O-ELECTRIC, TE Connectivity and TE connectivity (logo) are trademarks.

Other logos, product and/or company names might be trademarks of their respective owners.

While TE has made every reasonable effort to ensure the accuracy of the information in this brochure, TE does not guarantee that it is error-free, nor does TE make any other representation, warranty or guarantee that the information is accurate, correct, reliable or current. TE reserves the right to make any adjustments to the information contained herein at any time without notice. TE expressly disclaims all implied warranties regarding the information contained herein, including, but not limited to, any implied warranties of merchantability or fitness for a particular purpose. The dimensions in this catalog are for reference purposes only and are subject to change without notice. Specifications are subject to change without notice. Consult TE for the latest dimensions and design specifications.

