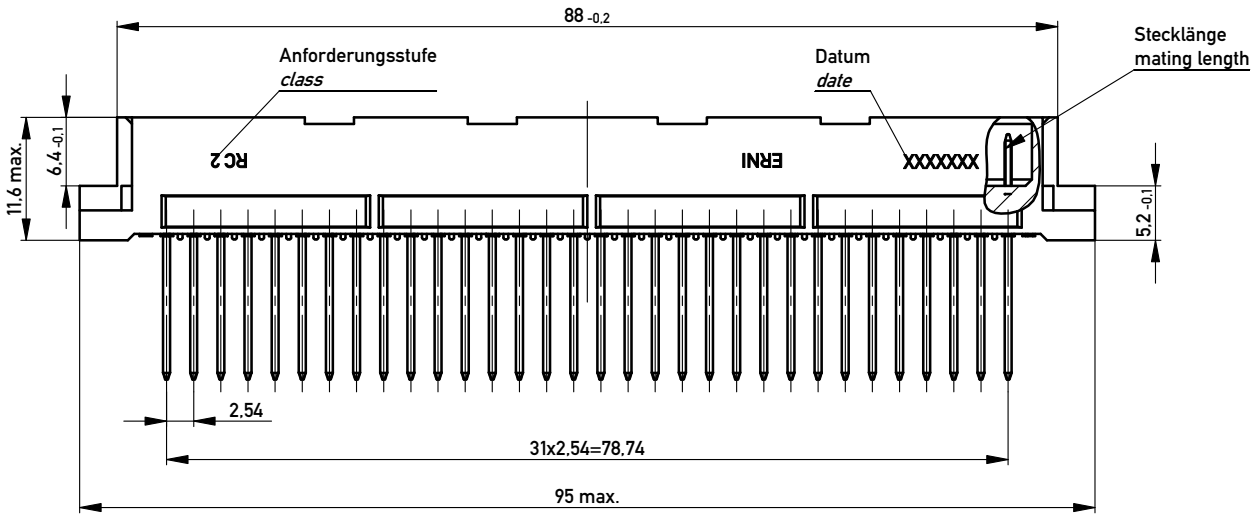

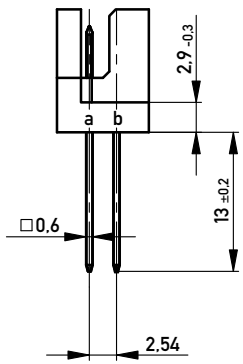

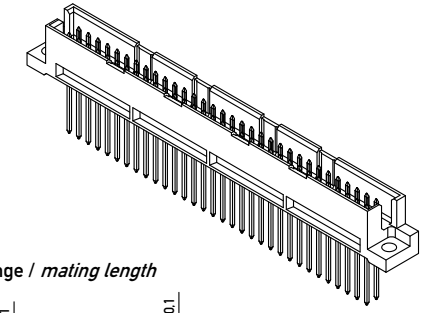

Stecklänge / *mating length*

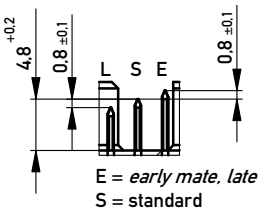

E = *early mate, late break* / voreilend
S = standard
L = *late mate, early break* / nacheilend

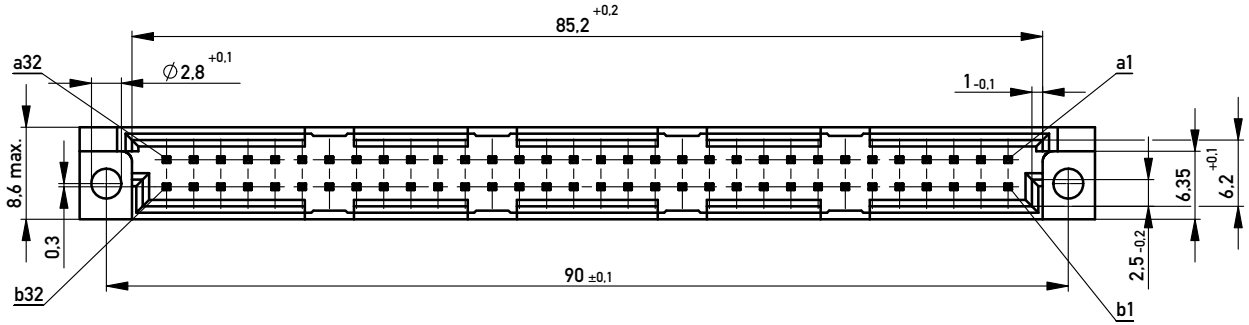

Gerader Anschluss 0,6x0,6mm /*straight terminal 0,6x0,6mm*
Isolierwerkstoff / *housing material : PBT GF 30*
Bauart 4 / *type 4*
Anforderungsstufe 2 = 400 Steckzyklen / *performance class 2= 400 mating cycles*
Fehlende Maße und Angaben nach IEC 60 603-2 / DIN EN 60 603-2
Missing information and dimensions per IEC 60 603-2 / DIN EN 60 603-2

Bedruckung siehe Zeichnung 294905
Marking see drawing 294905

Bestückungsplan / *contact layout*

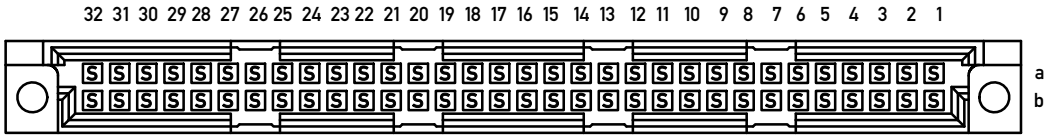

Leiterplatten-Lochbild / *PCB drillhole pattern*

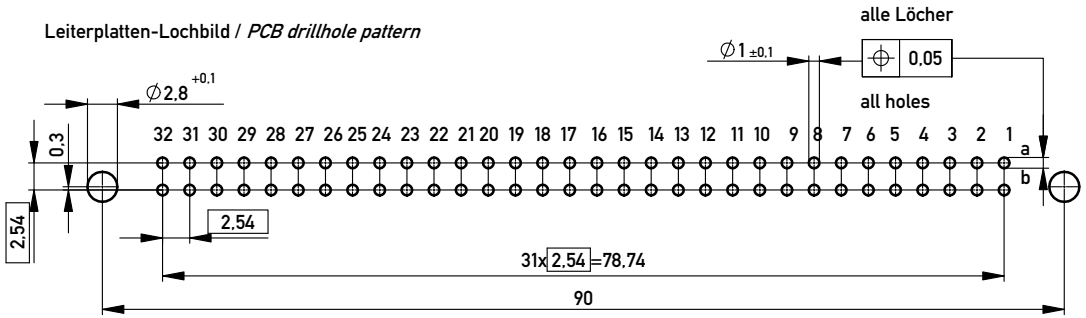

Information:	Tolerances	All Dimensions in mm	Scale 2:1
All rights reserved. Only for Information. To ensure that this is the latest version of this drawing, please contact one of the ERNI companies before using.	Subject to modification without prior notice. Drawing will not be updated.		Designation: Messerleiste Q, 64 Löt / *Male Connector Q, 64 Solder*
- / Index	18.05.2009 / Date	ERNI www.ERNI.com	364845 — I — A3 — Class STVQ

Copyright by ERNI GmbH
Proprietary notice pursuant to ISO 16016 to be observed.