


35

3521-2

RAST 2.5 connectors, pitch 2.5/5.0 mm



RAST 2.5 connector for direct and indirect mating,  
insulation displacement technology (IDT), for ribbon cable  
contact pitch 2.5 mm

---

State: Active

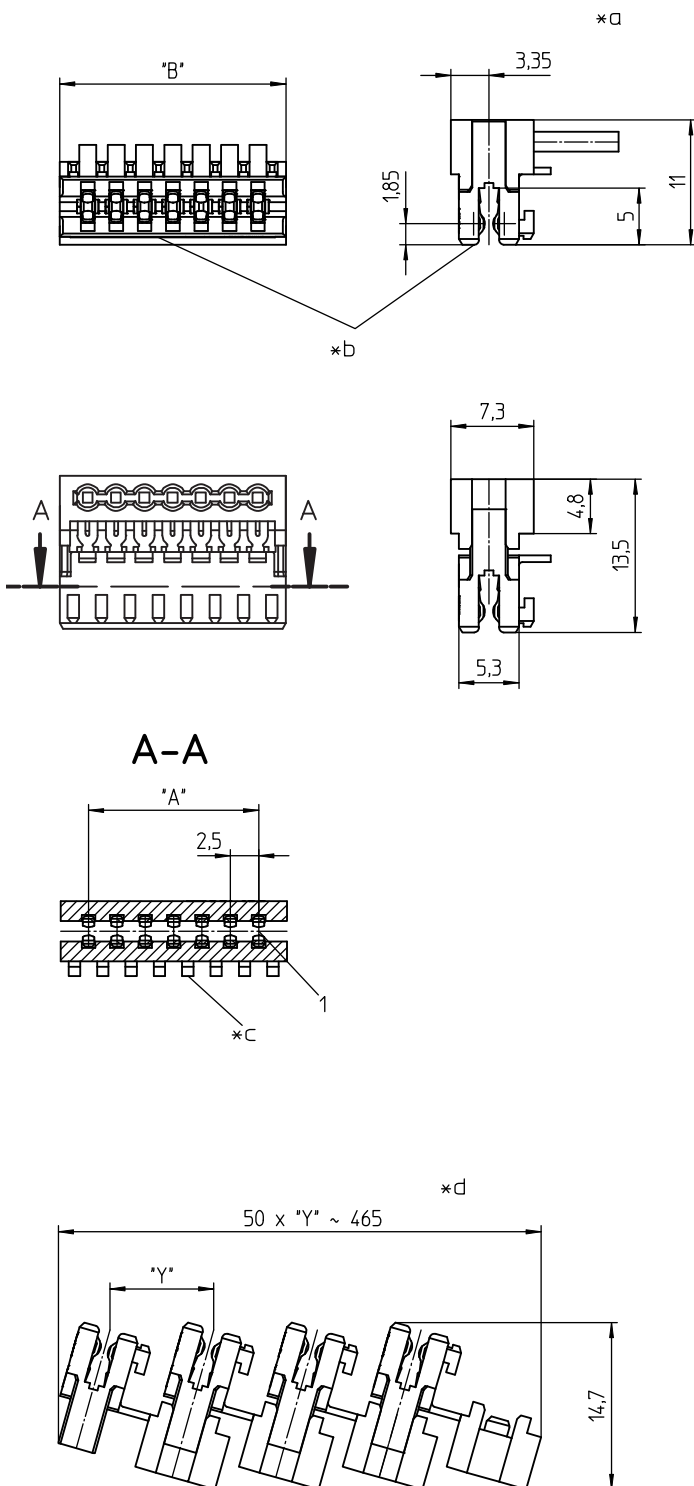
---

Approvals:  

---

35

3521-2



### Environmental conditions

Temperature range -40 °C/+130 °C<sup>1</sup>

<sup>1</sup> upper limit temperature (insulating body) RTI (electrical) of the UL Yellow Card

### Materials

Insulating body PBT, V-0 according to UL94 – 3521-2 (S...V...)  
PA, V-2 according to UL94 – 3521-2 M12(S...V...)<sup>1</sup>


Contact spring CuSn, tin-plated – 3521-2 (M...S...)  
CuSn, tin-plated (Sn/Ag), 2-9 poles – 3521-2 (M...S...)/V03  
CuSn, pre-nickel and gold-plated – 3521-2 (M...S...)/V102

<sup>1</sup> M12: component glow wire resistant (GWT 750 °C), testing acc. to IEC 60695-2-11, assessment acc. to IEC 60335-1 (flame < 2 s)

### Mechanical data

Mating with Leiterplatte 1,5 ± 0,14 mm  
Insertion force/contact ≤ 4,0 N  
Withdrawal force/contact ≥ 0,5 N  
Keying proposals at [www.lumberg.com](http://www.lumberg.com) 

### Connectable conductors for IDT area

Construction discrete conductor, flat cable 2.5 mm  
Section min. 0,14 mm<sup>2</sup>  
Section max. 0,38 mm<sup>2</sup>  
Insulation diameter ≤ 1,6 mm  
Approved cables at [www.lumberg.com](http://www.lumberg.com) 

### Electrical data (at T<sub>amb</sub> 20 °C)

Contact resistance ≤ 5 mΩ  
Rated current 4 A (T<sub>U</sub> 60 °C)  
2 A (T<sub>U</sub> 100 °C)  
Rated voltage 32 V AC  
Material group IIIa (IEC)/2 (UL) (CTI ≥ 250)  
Creepage distance 0,6 mm  
Clearance 0,6 mm  
Insulation resistance > 1 GΩ

- \*a terminated connector
- \*b color marking:  
3521-2 (M..)S01 blue  
3521-2 (M..)S02 green  
3521-2 (M..)S03 brown
- \*c keying
- \*d chaining of the component parts (state of delivery)

**Associated products**

Counterparts

<a href="#">☞ 3541</a>	<a href="#">☞ 3541-1</a>	<a href="#">☞ 3545</a>
<a href="#">☞ 3545-1</a>	<a href="#">☞ 3550</a>	<a href="#">☞ 355095</a>
<a href="#">☞ 355099</a>	<a href="#">☞ 3554</a>	<a href="#">☞ 83545</a>

Accessories

[☞ 3500](#)

Harnessing equipment

<a href="#">☞ HA35-CA</a>	<a href="#">☞ HA35e</a>	<a href="#">☞ HA35e-CA</a>
<a href="#">☞ HA35e-RK</a>	<a href="#">☞ HZ-M35</a>	<a href="#">☞ HZ35</a>
<a href="#">☞ HZ35-K</a>	<a href="#">☞ KHP35</a>	<a href="#">☞ VARICON 7000</a>
<a href="#">☞ VARICON 7000-RD</a>		

Designation	Pole Number	PU (Pieces)	MDQ (Pieces)	Dimensions	
				A (mm)	B (mm)
3521-2 02	2	4950	4950	2.5	7.4
3521-2 03	3	3600	3600	5.0	9.9
3521-2 04	4	2700	5400	7.5	12.4
3521-2 05	5	2250	2250	10.0	14.9
3521-2 06	6	1800	3600	12.5	17.4
3521-2 07	7	1800	3600	15.0	19.9
3521-2 08	8	1350	2700	17.5	22.4
3521-2 09	9	1350	2700	20.0	24.9
3521-2 10	10	1350	2700	22.5	27.4
3521-2 11	11	900	2700	25.0	29.9
3521-2 12	12	900	2700	27.5	32.4
3521-2 13	13	900	2700	30.0	34.9
3521-2 14	14	900	2700	32.5	37.4
3521-2 15	15	900	2700	35.0	39.9
3521-2 16	16	450	2700	37.5	42.4
3521-2 17	17	450	2700	40.0	44.9
3521-2 18	18	450	2700	42.5	47.4
3521-2 19	19	450	2700	45.0	49.9
3521-2 20	20	450	2700	47.5	52.4

Designation to be completed by further details (e.g. for keying, color or material options).

**Packaging:**

chained, in a cardboard box