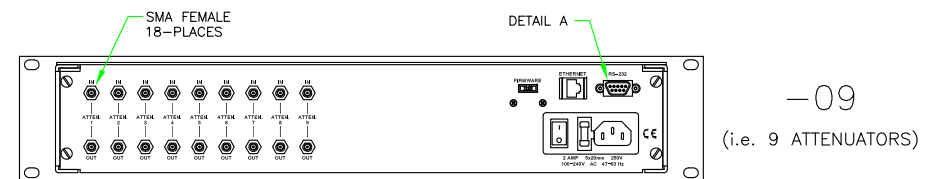
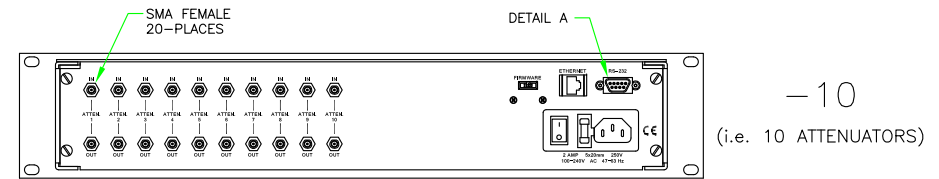
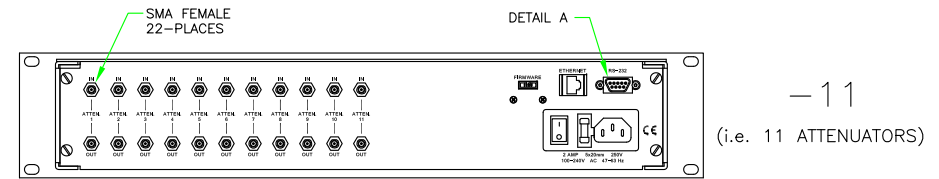
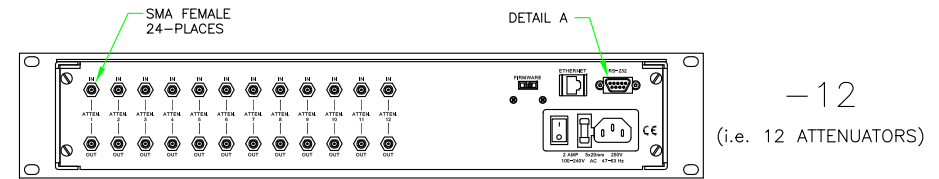
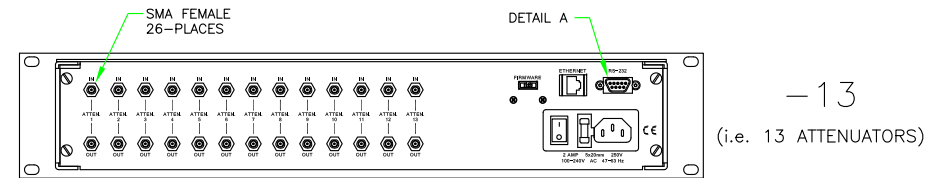
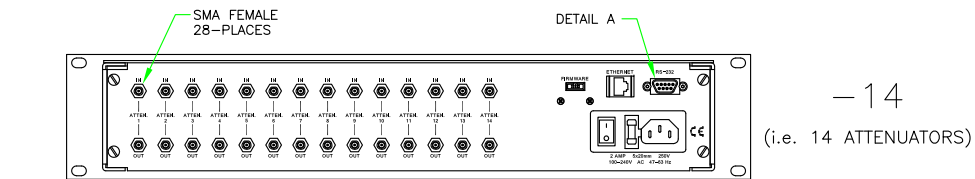
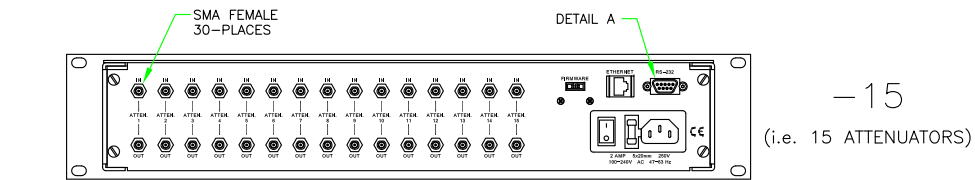
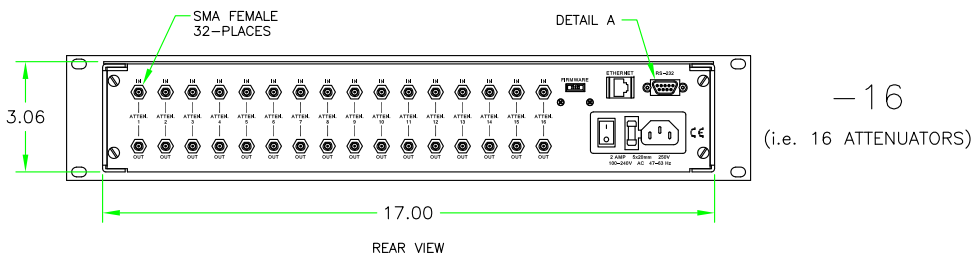
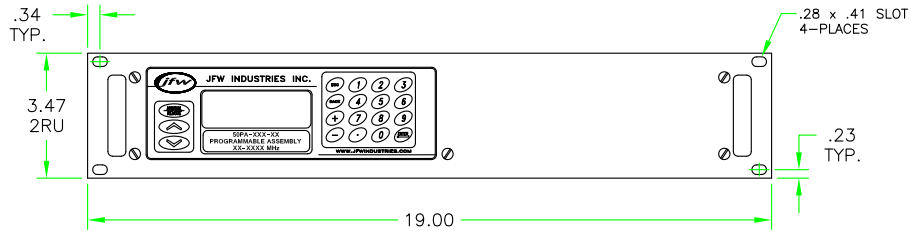


9-16 ATTENUATORS W/ SMA FEMALE



| PIN | FUNCTION |
|-----|------------------|
| 1 | CHASSIS GROUND |
| 2 | RECEIVED DATA |
| 3 | TRANSMITTED DATA |
| 4 | NO CONNECTION |
| 5 | SIGNAL GROUND |
| 6 | NO CONNECTION |
| 7 | RTS |
| 8 | CTS |
| 9 | NO CONNECTION |

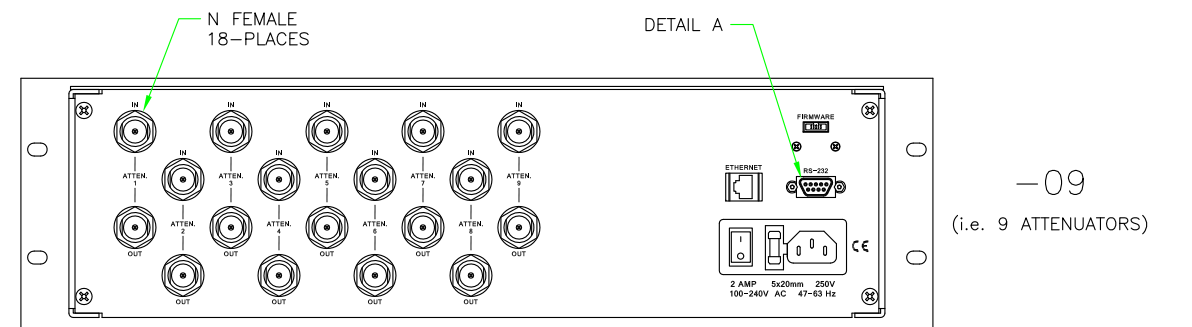
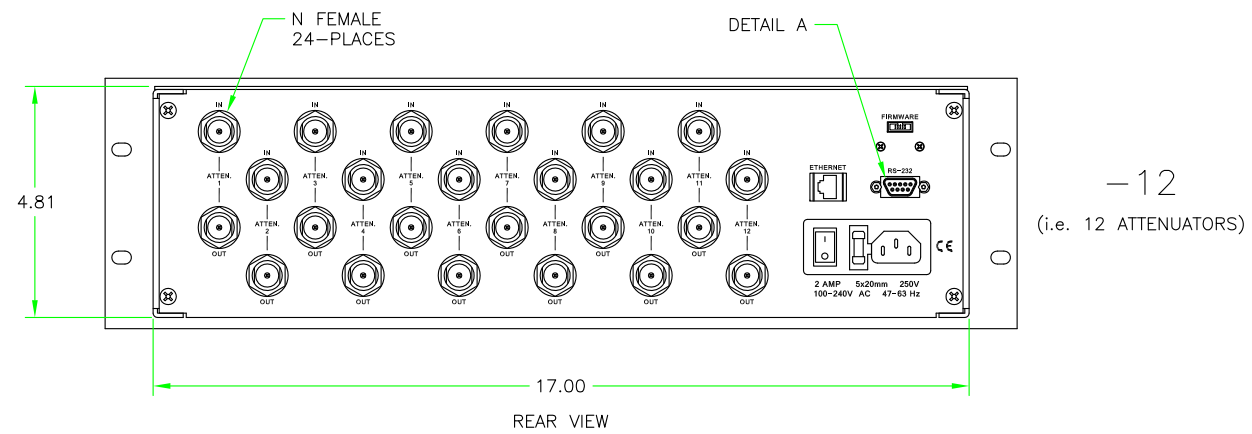
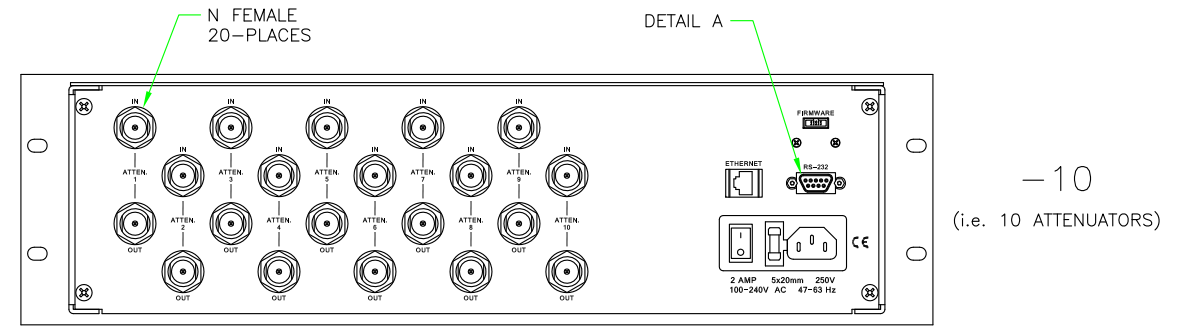
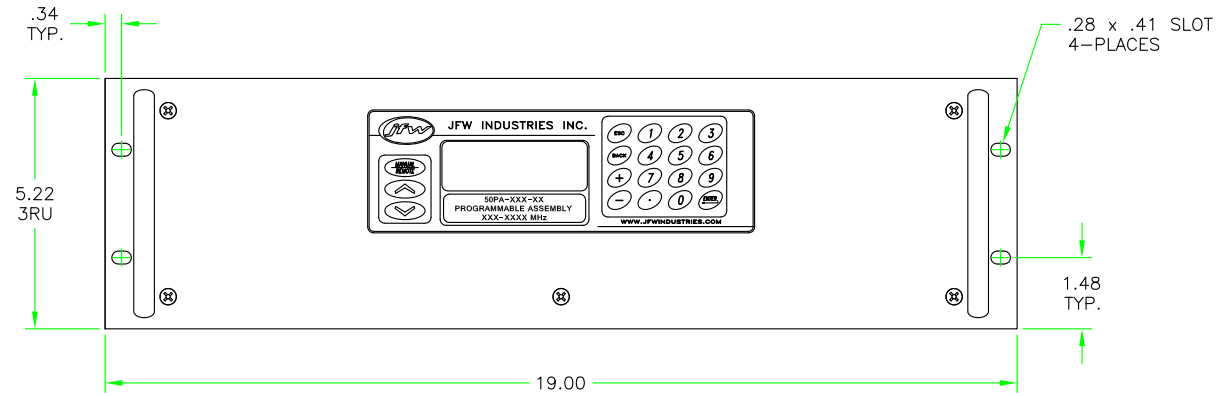


CHASSIS DEPTH = 17.22 INCHES

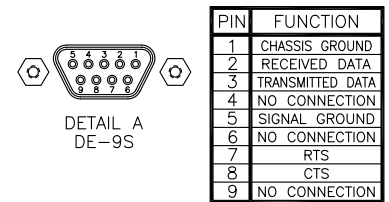
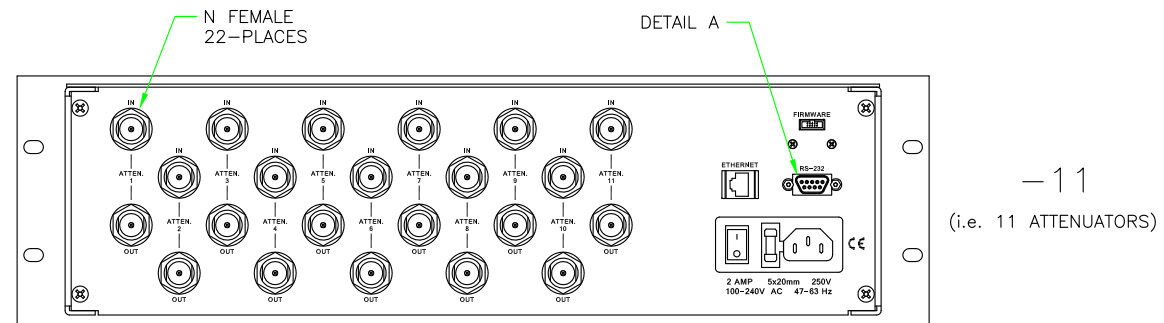
NOTE:
ALL REAR PANELS ARE SCREENED FOR SIXTEEN ATTENUATORS TO ALLOW FOR FUTURE EXPANSION. ONLY USED SECTIONS ARE SHOWN FOR CLARITY.

| REV | ECN | DATE | BY | APPR | JFW INDUSTRIES, INC. | |
|-------------|--------|---------|----|------|--|--|
| - | ISSUED | 6-19-15 | JZ | TEZ | www.jfwindustries.com PH: 317-887-1340 | |
| A | 25876 | 11-3-15 | JZ | TRS | | |
| B | 25896 | 11-9-15 | JZ | TRS | | |
| MATERIAL | | | | | ALUMINUM ALLOY | PROPRIETARY INFORMATION |
| FINISH | | | | | CHEMFILM TCP / FRONT: BLACK | ALL SURFACES ARE TO BE FREE OF BURRS, PITTS, & SCRATCHES |
| MODEL | | | | | 50PA-XXX | SCALE 3/8 |
| DESCRIPTION | | | | | PROGRAMMABLE ASSEMBLY | TOLERANCES XX±.010 .XXX±.005 .YY±.5 |
| | | | | | | DWG # 092-8343 |

9-12 ATTENUATORS W/ N FEMALE



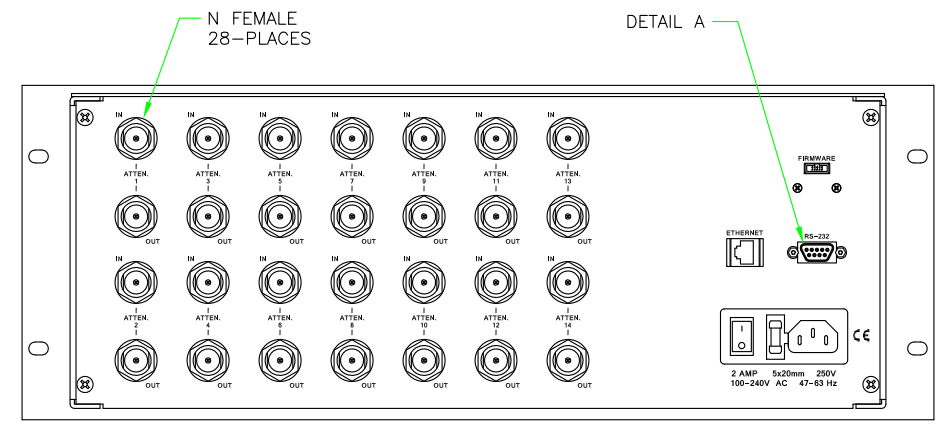
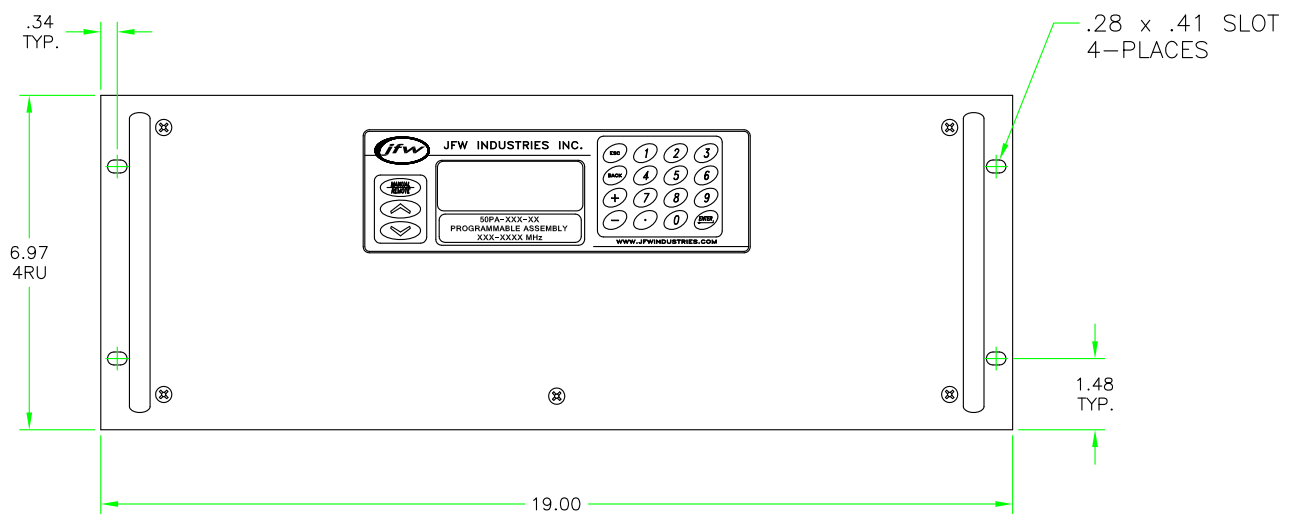
CHASSIS DEPTH = 17.22 INCHES



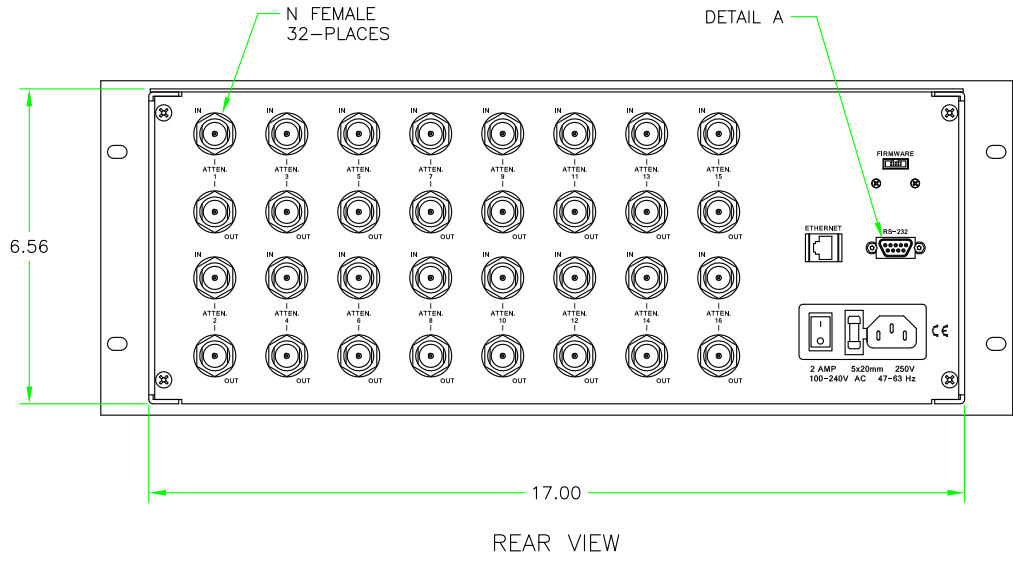
NOTE:
ALL REAR PANELS ARE SCREENED FOR TWELVE ATTENUATORS TO ALLOW FOR FUTURE EXPANSION. ONLY USED SECTIONS ARE SHOWN FOR CLARITY.

| REV | ECN | DATE | BY | APPR | JFW INDUSTRIES, INC. | |
|-----|--------|---------|----|------|---|--|
| - | ISSUED | 8-6-15 | JZ | TEZ | www.jfwindustries.com PH: 317-887-1340 | |
| A | 25876 | 11-3-15 | JZ | TRS | ALUMINUM ALLOY | |
| | | | | | FINISH: CHEMFILM TCP / FRONT: BLACK | |
| | | | | | MODEL: 50PA-XXX-XX SCALE: 1/2 | |
| | | | | | DESCRIPTION: PROGRAMMABLE ASSEMBLIES 9-12 ATTENUATORS W/ N FEMALE | |
| | | | | | TOLERANCES: XXX.010 .XXX.005 .XX±.5' | |
| | | | | | DWG # 092-8383 | |

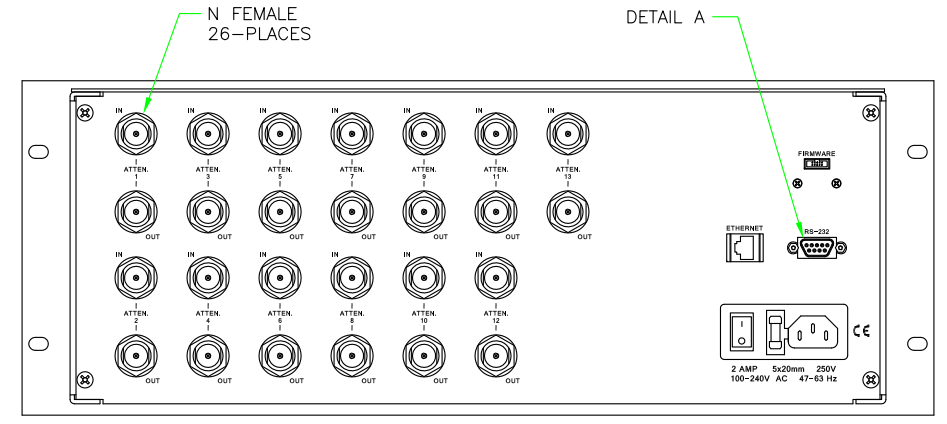
13-16 ATTENUATORS W/ N FEMALE



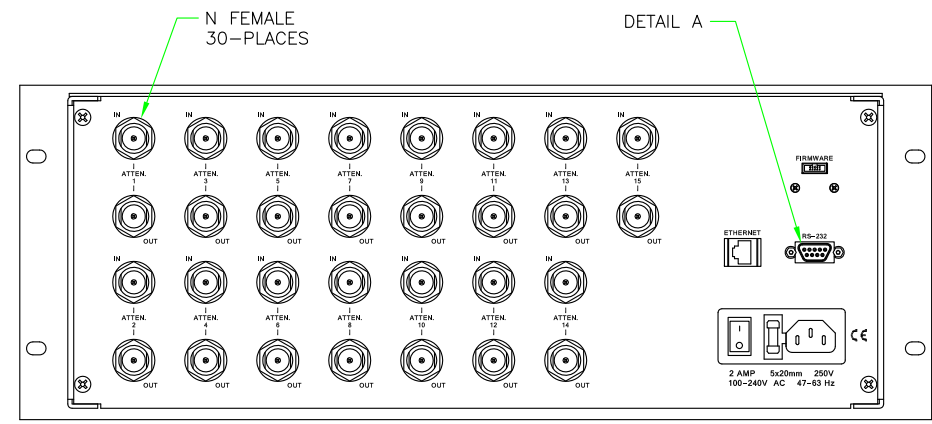
-14
(i.e. 14 ATTENUATORS)



-16
(i.e. 16 ATTENUATORS)

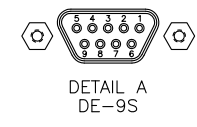


-13
(i.e. 13 ATTENUATORS)



-15
(i.e. 15 ATTENUATORS)

CHASSIS DEPTH = 17.22 INCHES



| PIN | FUNCTION |
|-----|------------------|
| 1 | CHASSIS GROUND |
| 2 | RECEIVED DATA |
| 3 | TRANSMITTED DATA |
| 4 | NO CONNECTION |
| 5 | SIGNAL GROUND |
| 6 | NO CONNECTION |
| 7 | RTS |
| 8 | CTS |
| 9 | NO CONNECTION |

NOTE:
ALL REAR PANELS ARE SCREENED FOR SIXTEEN ATTENUATORS TO ALLOW FOR FUTURE EXPANSION. ONLY USED SECTIONS ARE SHOWN FOR CLARITY.

| | | | | | | |
|-----|--------|---------|----|------|--|--|
| REV | ECN | DATE | BY | APPR | JFW INDUSTRIES, INC. | |
| - | ISSUED | 8-6-15 | JZ | TEZ | www.jfwindustries.com PH: 317-887-1340 | |
| A | 25876 | 11-3-15 | JZ | TRS | MATERIAL ALUMINUM ALLOY | |
| B | 25896 | 11-9-15 | JZ | TRS | FINISH CHEMFILM TCP / FRONT: BLACK | |
| | | | | | MODEL 50PA-XXX-XX SCALE 1/2 | |
| | | | | | DESCRIPTION PROGRAMMABLE ASSEMBLIES | |
| | | | | | 13-16 ATTENUATORS W/ N FEMALE 092-8384 | |