


# PRESSURE TRANSDUCERS

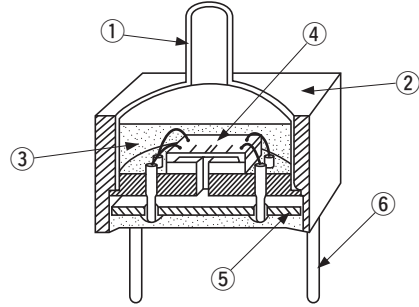
# P-3000S



## FEATURES

- For non-corrosive gases
- Built-in temp. compensation function (0 ~ 50 °C)
- Three pressure reference to choose from (Gauge, Differential and Absolute pressure)
- Compact and light weight
- PC board mountable

## INTERNAL STRUCTURE (Gauge type)



Part name	Material
① Pressure port	Iron/Nickel alloy + Nickel-plated
② Housing	PBT (Polybutyleneterephthalate)
③ Resin compound	Silicone gel
④ Sensor chip	Silicone
⑤ Resistor board for temp. compensation	Ceramic
⑥ Terminal pin	Copper + solder-plated

## MODEL NUMBER DESIGNATION

P-3000S - 501 G - 02

Series name

Rated pressure range

500 : 0 ~ 4.9 kPa (0 ~ 0.05 kgf/cm<sup>2</sup>)    102 : 0 ~ 98.1 kPa (0 ~ 1 kgf/cm<sup>2</sup>)  
 101 : 0 ~ 9.81 kPa (0 ~ 0.1 kgf/cm<sup>2</sup>)    502 : 0 ~ 490 kPa (0 ~ 5.0 kgf/cm<sup>2</sup>)  
 351 : 0 ~ 34.3 kPa (0 ~ 0.35 kgf/cm<sup>2</sup>)    702 : 0 ~ 686 kPa (0 ~ 7.0 kgf/cm<sup>2</sup>)  
 501 : 0 ~ 49.0 kPa (0 ~ 0.5 kgf/cm<sup>2</sup>)

Thermal error

02 : ± 0.02 % F.S./°C    10 : ± 0.10 % F.S./°C  
 04 : ± 0.04 % F.S./°C

Pressure reference

G : Gauge  
 D : Differential  
 A : Absolute

## LIST OF MODEL NUMBERS

Pressure reference	Gauge						Differential			Absolute	
Thermal error \ Rated pressure range	0 ~ 4.9 {0 ~ 0.05}	0 ~ 9.81 {0 ~ 0.1}	0 ~ 49.0 {0 ~ 0.5}	0 ~ 98.1 {0 ~ 1}	0 ~ 490 {0 ~ 5.0}	0 ~ 686 {0 ~ 7.0}	0 ~ ± 9.81 {0 ~ ± 0.1}	0 ~ ± 49.0 {0 ~ ± 0.5}	0 ~ ± 98.1 {0 ~ ± 1}	0 ~ 34.3 {0 ~ 0.35}	0 ~ 98.1 {0 ~ 1}
± 0.02 % F.S./°C			P-3000S -501G-02	P-3000S -102G-02				P-3000S -501D-02	P-3000S -102D-02		
± 0.04 % F.S./°C	P-3000S -500G-04	P-3000S -101G-04	P-3000S -501G-04	P-3000S -102G-04	P-3000S -502G-04	P-3000S -702G-04	P-3000S -101D-04	P-3000S -501D-04	P-3000S -102D-04	P-3000S -351A-04	P-3000S -102A-04
± 0.1 % F.S./°C		P-3000S -101G-10	P-3000S -501G-10	P-3000S -102G-10			P-3000S -101D-10	P-3000S -501D-10	P-3000S -102D-10	P-3000S -351A-10	P-3000S -102A-10

☐ : Not available

※Verify the above model numbers when placing orders.

# P-3000S

## PRESSURE TRANSDUCERS

### STANDARD SPECIFICATIONS

● Unless otherwise specified, the specs are defined at an ambient temperature of 25±5 °C and excitation current of 1.5 mA DC.

Item	Model number	P-3000S											
		500G	101G	501G	102G	502G	702G	101D	501D	102D	351A	102A	
General specifications	Pressure reference	Gauge						Differential			Absolute		
	Rated pressure range	kPa {kgf/cm <sup>2</sup> }	4.9 {0.05}	9.81 {0.1}	49.0 {0.5}	98.1 {1.0}	490 {5.0}	686 {7.0}	± 9.81 {± 0.1}	± 49.0 {± 0.5}	± 98.1 {± 1.0}	34.3 (abs) {0.35}	98.1 (abs) {1.0}
	Maximum pressure	kPa {kgf/cm <sup>2</sup> }	9.8 {0.1}	19.6 {0.2}	98.1 {1.0}	196 {2.0}	981 {10}	1372 {14}	19.6 {0.2}	98.1 {1.0}	196 {2.0}	103 (abs) {1.05}	196 (abs) {2.0}
	Break-down pressure	kPa {kgf/cm <sup>2</sup> }	24.5 {0.25}	49.0 {0.5}	245 {2.5}	490 {5.0}	1471 {15}	2058 {21}	49.0 {0.5}	245 {2.5}	490 {5.0}	147 (abs) {1.5}	490 (abs) {5.0}
	Operating temp. range	°C	- 20 ~ 100										
	Compensated temp. range	°C	0 ~ 50										
	Operating humidity	%RH	35 ~ 85 (No condensation)										
	Storage temp.	°C	- 40 ~ 120 (Atmospheric pressure, humidity 65 %RH maximum)										
	Bridge resistance	Ω	4700 ± 30 %										
	Pressure medium		Non-corrosive gases										
	Insulation resistance	MΩ minimum	100 (50 V DC)										
	Dielectric strength		50 V AC, 60 s (Leakage current 1 mA maximum)										
	Pressure port	mm	φ 3.5										
	Net weight	g	Approx. 5					Approx. 7			Approx. 5		
Power	Excitation current	mA DC	1.5 (Constant current)										
Analog output	Offset voltage	mV	± 3								± 5		
	Span voltage	mV	70 ± 30	50 ± 20	100 ± 30			50 ± 20	100 ± 30		80 ± 40		
	Linearity/Hysteresis	%F.S.	± 0.5	± 0.3	± 0.25		± 0.5	± 0.3			± 0.5		
	Thermal error (Reference temp.: 25 °C)	ZERO %F.S./°C	± 0.04	± 0.04/0.1	± 0.02/0.04/0.1		± 0.04	± 0.04/0.1	± 0.02/0.04/0.1		± 0.04/0.1		
		SPAN %F.S./°C	± 0.04	± 0.04/0.1	± 0.02/0.04/0.1		± 0.04	± 0.04/0.1	± 0.02/0.04/0.1		± 0.04/0.1		
Response	ms	Approx. 1											

### ENVIRONMENTAL CHARACTERISTICS

Test item	Test conditions (At 25 ± 5 °C)	Permissible change
Vibration	10 ~ 500 Hz, 1.5 mm maximum/98.1 m/s <sup>2</sup> , 3 directions for 2 hours each	Offset voltage/Span voltage: ± 1 %F.S. maximum each
Shock	981 m/s <sup>2</sup> , 3 directions for 3 times each	
Pressure cycling	0 ~ Rated pressure, 10 <sup>6</sup> cycles	
Moisture resistance	40 °C, 90 ~ 95 %RH, 240 hrs.	

※ P-3000S series can be operated at the vacuum pressure.

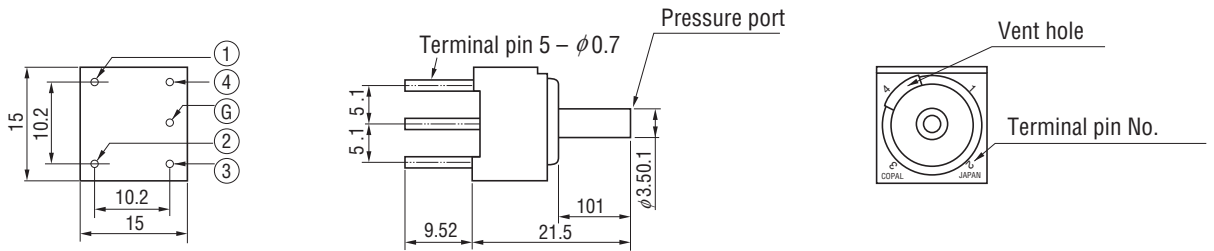
# P-3000S

## PRESSURE TRANSDUCERS

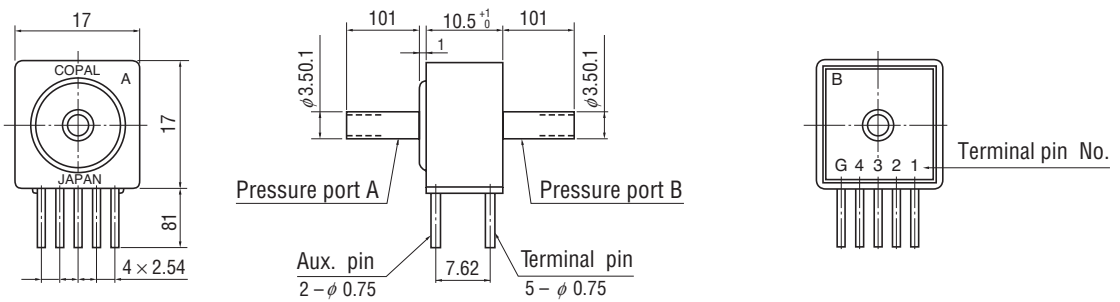
### OUTLINE DIMENSIONS

Unless otherwise specified, tolerance :  $\pm 0.5$  (Unit: mm)

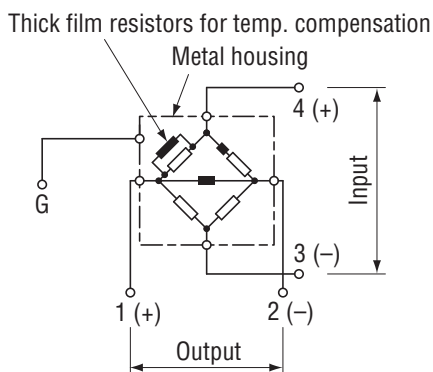
- Gauge Absolute type



- Differential type



### INTERNAL ELECTRICAL SCHEMATICS ■ TERMINAL NUMBER



Pin	Connection
1	Output $\oplus$
2	Output $\ominus$
3	Input $\ominus$
4	Input $\oplus$
G	Housing