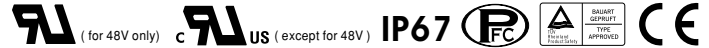




■ Features :

- Universal AC input / Full range
- Protections: Short circuit/Over load/Over voltage/Over temperature
- Built-in active PFC function
- IP67 design for indoor or outdoor installations
- UL1310 Class 2 power unit
- Cooling by free air convection
- 100% full load burn-in test
- High reliability
- Suitable for LED lighting and moving sign applications
- 3 years warranty (Note.7)




SPECIFICATION

MODEL	CLG-100-12	CLG-100-15	CLG-100-20	CLG-100-24	CLG-100-27	CLG-100-36	CLG-100-48	
OUTPUT	DC VOLTAGE	12V	15V	20V	24V	27V	36V	48V
	RATED CURRENT <small>Note.6</small>	5A	5A	4.8A	4A	3.55A	2.65A	2A
	CURRENT RANGE <small>Note.6</small>	0 ~ 5A	0 ~ 5A	0 ~ 4.8A	0 ~ 4A	0 ~ 3.55A	0 ~ 2.65A	0 ~ 2A
	RATED POWER <small>Note.6</small>	60W	75W	96W	96W	95.85W	95.4W	96W
	RIPPLE & NOISE (max.) <small>Note.2</small>	150mVp-p	150mVp-p	150mVp-p	150mVp-p	150mVp-p	150mVp-p	200mVp-p
	VOLTAGE ADJ. RANGE	Fixed. Can be modified between 0% ~ -15% rated output voltage						
	CURRENT ADJ. RANGE	Fixed. Can be modified between 3% ~ -25% rated output current						
	VOLTAGE TOLERANCE <small>Note.3</small>	±3.0%	±3.0%	±3.0%	±3.0%	±3.0%	±2.0%	±2.0%
	LINE REGULATION	±1.0%						
	LOAD REGULATION	±2.0%						
SETUP, RISE TIME	1200ms, 80ms / 230VAC		1200ms, 80ms / 115VAC at full load					
HOLD TIME (Typ.)	60ms / 230VAC		30ms / 115VAC at full load					
INPUT	VOLTAGE RANGE <small>Note.5</small>	90 ~ 264VAC						
	FREQUENCY RANGE	47 ~ 63Hz						
	POWER FACTOR	PF>0.95/230VAC		PF>0.98/115VAC at full load				
	EFFICIENCY (Typ.)	83%	85%	87%	87%	87%	87%	87%
	AC CURRENT	12V:0.8A/115VAC	0.4A/230VAC	15V:0.9A/115VAC	0.45A/230VAC	20V ~ 48V:1.1A/115VAC	0.55A/230VAC	
	INRUSH CURRENT(max.)	COLD START 40A/230VAC						
	LEAKAGE CURRENT	0.5mA / 240VAC						
PROTECTION	OVER CURRENT <small>Note.4</small>	95 ~ 100% Protection type : Constant current limiting, recovers automatically after fault condition is removed						
	OVER VOLTAGE	13 ~ 16V	16.5 ~ 20V	22 ~ 27V	27 ~ 34V	29 ~ 36V	39 ~ 48V	52 ~ 64V
	OVER TEMPERATURE	90°C ±10°C (RTH2) Protection type : Shut down o/p voltage, re-power on to recover						
ENVIRONMENT	WORKING TEMP.	-30 ~ +70°C (Refer to output load derating curve), -40°C possible						
	WORKING HUMIDITY	20 ~ 90% RH non-condensing						
	STORAGE TEMP., HUMIDITY	-40 ~ +80°C, 10 ~ 95% RH						
	TEMP. COEFFICIENT	±0.03%/°C (0 ~ 50°C)						
	VIBRATION	10 ~ 500Hz, 2G 10min./1cycle, period for 60min. each along X, Y, Z axes						
SAFETY & EMC	SAFETY STANDARDS	UL1310 Class 2, TUV EN60950-1, CAN/CSA C22.2 No. 223-M91(except for 48V),IP67 Approved						
	WITHSTAND VOLTAGE	I/P-O/P:4.25KVDC						
	ISOLATION RESISTANCE	I/P-O/P:100M Ohms/500VDC						
	EMI CONDUCTION & RADIATION	Compliance to EN55022 (CISPR22) Class B						
	HARMONIC CURRENT	Compliance to EN61000-3-2,-3						
OTHERS	EMS IMMUNITY	Compliance to EN61000-4-2,3,4,5,6,8,11; ENV50204, EN55024, Light industry level, criteria A						
	MTBF	301Khrs min. MIL-HDBK-217F (25°C)						
	DIMENSION	222*68*39mm (L*W*H)						
NOTE	PACKING	1.0Kg; 12pcs/13Kg/0.49CUFT						
		<p>1. All parameters NOT specially mentioned are measured at 230VAC input, rated load and 25°C of ambient temperature.</p> <p>2. Ripple & noise are measured at 20MHz of bandwidth by using a 12" twisted pair-wire terminated with a 0.1uf & 47uf parallel capacitor.</p> <p>3. Tolerance : includes set up tolerance, line regulation and load regulation.</p> <p>4. Please refer to OLP characteristics.</p> <p>5. Derating may be needed under low input voltages. Please check the derating curve for more details.</p> <p>6. This is the maximum possible output current and power, over load protection may be activated slightly below this level to comply with the requirement of UL1310 class 2.</p> <p>7. 3 years warranty is guaranteed for operating ambient temperature no higher than 68°C.</p>						

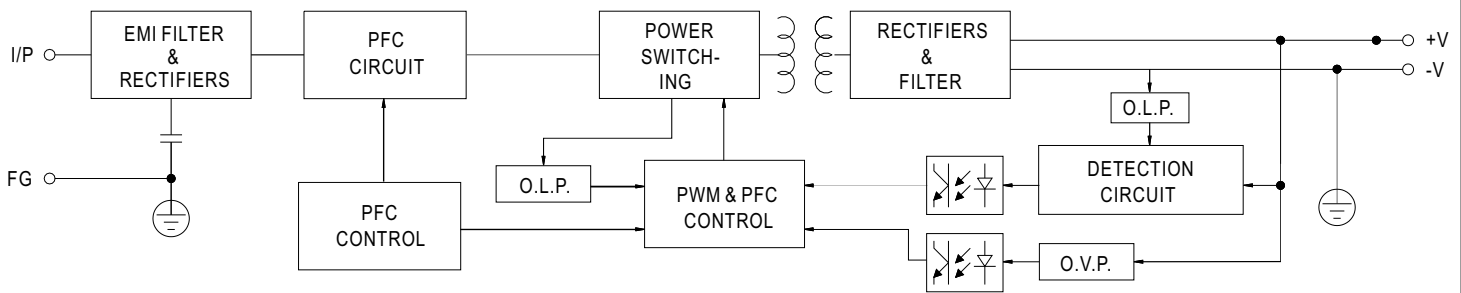
Mechanical Specification

Case No. 954A Unit:mm

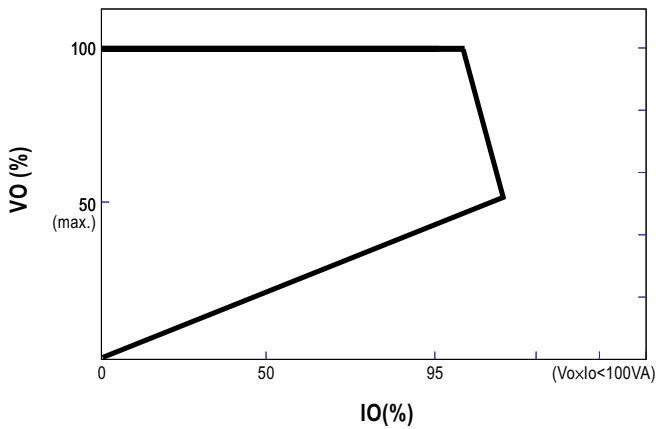


Block Diagram

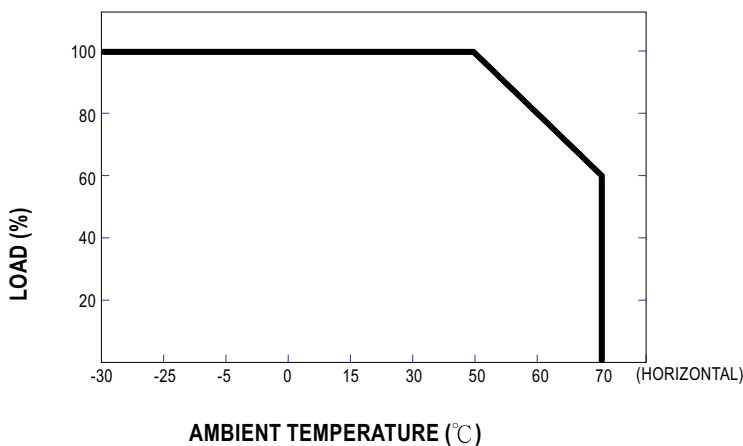
Fosc : 100KHz



OLP Characteristics



Derating Curve



Static Characteristics

