



FEATURES

- 90-264 VAC Universal Input
- 0.9 to 0.95 Power Factor
- 200W Output @ Convection Cooling
- No Load Power Consumption < 500mW
- Meet Efficiency Level V Requirement
- Approved to IEC/EN/UL 60601-1 3rd Edition

ELECTRICAL SPECIFICATIONS

Input Voltage 90-264 VAC
 Input Frequency 47-63 Hz
 Input Current 3A (rms) max. @ 115 VAC,
 1.5A (rms) max. @ 230 VAC
 Inrush Current 35A max. @ 115 VAC, 70A max.
 @ 230 VAC at cold start +25°C
 Earth Leakage Current 228 µA max. @ 264 VAC, 63 Hz
 Power Factor >0.95 @ 115 VAC, >0.9 @ 230 VAC
 Output Power Ratings See table
 Output Voltage Regulation .. ±5%
 Ripple & Noise See table

STANDARDS & COMPLIANCES

EMC Standards EN 60601-1-2, EN55011,
 FCC Part 18 Class B
 Safety Standards IEC/EN/UL 60601-1 3rd Edition,
 ANSI/AAMI ES 60601-1: 2005,
 CAN/CSA C22.2 No. 60601-1:08
 Agency Approvals CSA, CUS, TUV, CE, CB, FCC
 Other Compliances RoHS, CEC

GENERAL SPECIFICATIONS

Efficiency >87% at full load, 115 VAC
 Switching Frequency 53-58 KHz
 Hold-up Time >16 ms at full load, 115 VAC
 Operating Temperature 0°C to +60°C
 Derating Derate linearly 2.5%/°C from
 +41°C to +60°C
 Temperature Coefficient ±0.04%/°C
 Operating Humidity 10% to 95% non-condensing
 Short-Circuit Protection Auto-recovery
 Overload Protection Set at 110% to 160% of the
 maximum rating, Auto-recovery
 Overvoltage Protection Shutdown and latch off, AC
 recycle
 Withstand Voltage 4,000 VAC from input to output,
 1,500 VAC from input to ground,
 500 VAC from output to ground
 MTBF >140K hours at full load and
 25°C ambient temperature
 calculated per MIL-HDBK-217F




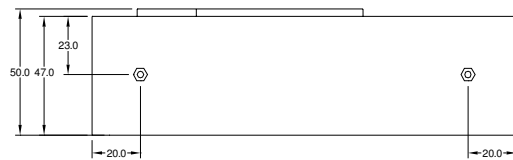
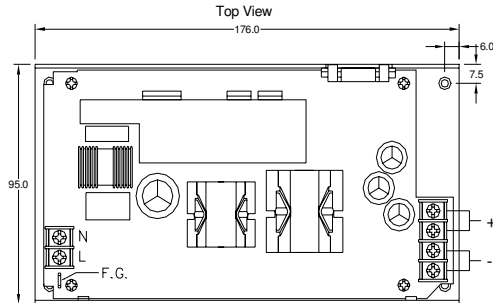
MODELS LIST

Product No.	Output Voltage	Max. Load @ Convection	Output Regulation	Ripple & Noise (Vp-p) ⁽¹⁾	Max. Output Power
TWM200-12	12V	16.66A	±5%	240mV	200W
TWM200-16	16V	12.50A	±5%	300mV	200W
TWM200-19	19V	10.53A	±5%	300mV	200W
TWM200-20	20V	10A	±5%	300mV	200W
TWM200-24	24V	8.33A	±5%	300mV	200W
TWM200-36	36V	5.555A	±5%	300mV	200W
TWM200-48	48V	4.166A	±5%	300mV	200W

Notes:

1. R&N are measured at 20 MHz bandwidth with a 10µF electrolytic capacitor and a 0.1µF ceramic capacitor in parallel.

MECHANICAL SPECIFICATIONS



- Notes:**
1. Dimensions in mm
 2. Tolerance: ±0.5mm