

DATA SHEET

E56/24/19

E cores and accessories

Supersedes data of September 2004

2008 Sep 01

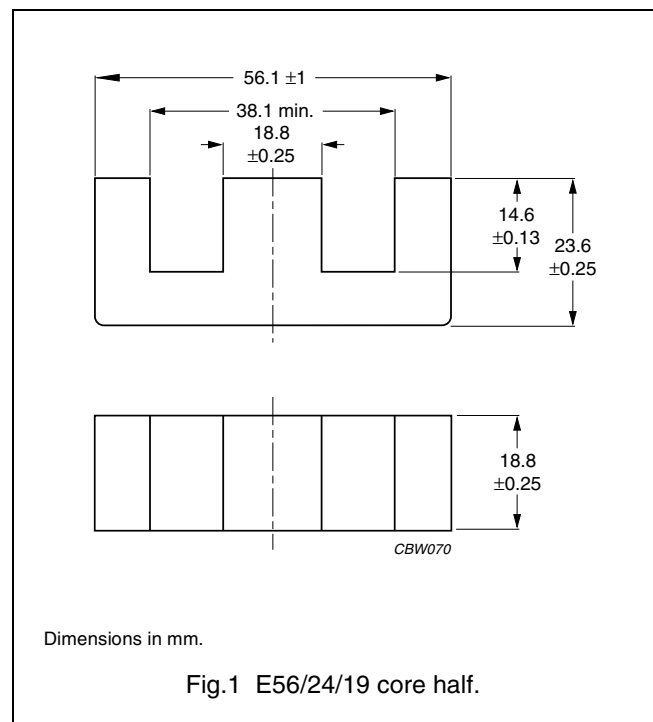


FERROXCUBE
A YAGEO COMPANY

CORE SETS

Effective core parameters

| SYMBOL | PARAMETER | VALUE | UNIT |
|---------------|-------------------|-------|------------------|
| $\Sigma(l/A)$ | core factor (C1) | 0.320 | mm ⁻¹ |
| V_e | effective volume | 36000 | mm ³ |
| l_e | effective length | 107 | mm |
| A_e | effective area | 337 | mm ² |
| A_{min} | minimum area | 337 | mm ² |
| m | mass of core half | ≈ 90 | g |



Core halves

A_L measured in combination with a non-gapped core half, clamping force for A_L measurements 60 ± 20 N, unless stated otherwise.

| GRADE | A_L (nH) | μ_e | TOTAL AIR GAP (μm) | TYPE NUMBER |
|--|-------------------------|---------|------------------------------------|---------------------|
| 3C81 | 100 ±5% ⁽¹⁾ | ≈ 25 | ≈ 7780 | E56/24/19-3C81-E100 |
| | 160 ±5% ⁽¹⁾ | ≈ 40 | ≈ 4160 | E56/24/19-3C81-E160 |
| | 250 ±5% ⁽¹⁾ | ≈ 63 | ≈ 2320 | E56/24/19-3C81-E250 |
| | 315 ±5% ⁽¹⁾ | ≈ 80 | ≈ 1720 | E56/24/19-3C81-E315 |
| | 400 ±8% ⁽¹⁾ | ≈ 101 | ≈ 1280 | E56/24/19-3C81-E400 |
| | 630 ±10% ⁽¹⁾ | ≈ 159 | ≈ 740 | E56/24/19-3C81-E630 |
| | 9500 ±25% | ≈ 2400 | ≈ 0 | E56/24/19-3C81 |
| 3C90 | 100 ±5% ⁽¹⁾ | ≈ 25 | ≈ 7780 | E56/24/19-3C90-E100 |
| | 160 ±5% ⁽¹⁾ | ≈ 40 | ≈ 4160 | E56/24/19-3C90-E160 |
| | 250 ±5% ⁽¹⁾ | ≈ 63 | ≈ 2320 | E56/24/19-3C90-E250 |
| | 315 ±5% ⁽¹⁾ | ≈ 80 | ≈ 1720 | E56/24/19-3C90-E315 |
| | 400 ±8% ⁽¹⁾ | ≈ 101 | ≈ 1280 | E56/24/19-3C90-E400 |
| | 630 ±10% ⁽¹⁾ | ≈ 159 | ≈ 740 | E56/24/19-3C90-E630 |
| | 6900 ±25% | ≈ 1740 | ≈ 0 | E56/24/19-3C90 |
| 3C91 des | 9500 ±25% | ≈ 2400 | ≈ 0 | E56/24/19-3C91 |
| 3C92 des | 5200 ±25% | ≈ 1320 | ≈ 0 | E56/24/19-3C92 |
| 3C94 | 6900 ±25% | ≈ 1740 | ≈ 0 | E56/24/19-3C94 |
| 3C95 des | 9500 ±25% | ≈ 2400 | ≈ 0 | E56/24/19-3C95 |

Note

1. Measured in combination with an equal gapped core half.

E cores and accessories

E56/24/19
(E75)

Properties of core sets under power conditions

| GRADE | B (mT) at | CORE LOSS (W) at | | | | |
|-------|---|--|---|--|---|--|
| | H = 250 A/m; f = 25 kHz; T = 100 °C | f = 25 kHz; \hat{B} = 200 mT; T = 100 °C | f = 100 kHz; \hat{B} = 100 mT; T = 100 °C | f = 100 kHz; \hat{B} = 200 mT; T = 25 °C | f = 100 kHz; \hat{B} = 200 mT; T = 100 °C | f = 400 kHz; \hat{B} = 50 mT; T = 100 °C |
| 3C81 | ≥320 | ≤ 7.4 | – | – | – | – |
| 3C90 | ≥320 | ≤ 3.6 | ≤ 4.8 | – | – | – |
| 3C91 | ≥320 | – | ≤ 2.7 ⁽¹⁾ | – | ≤ 16 ⁽¹⁾ | – |
| 3C92 | ≥370 | – | ≤ 3.6 | – | ≤ 22 | – |
| 3C94 | ≥320 | – | ≤ 3.6 | – | ≤ 22 | – |
| 3C95 | ≥320 | – | – | ≤ 22.7 | ≤ 21.6 | – |

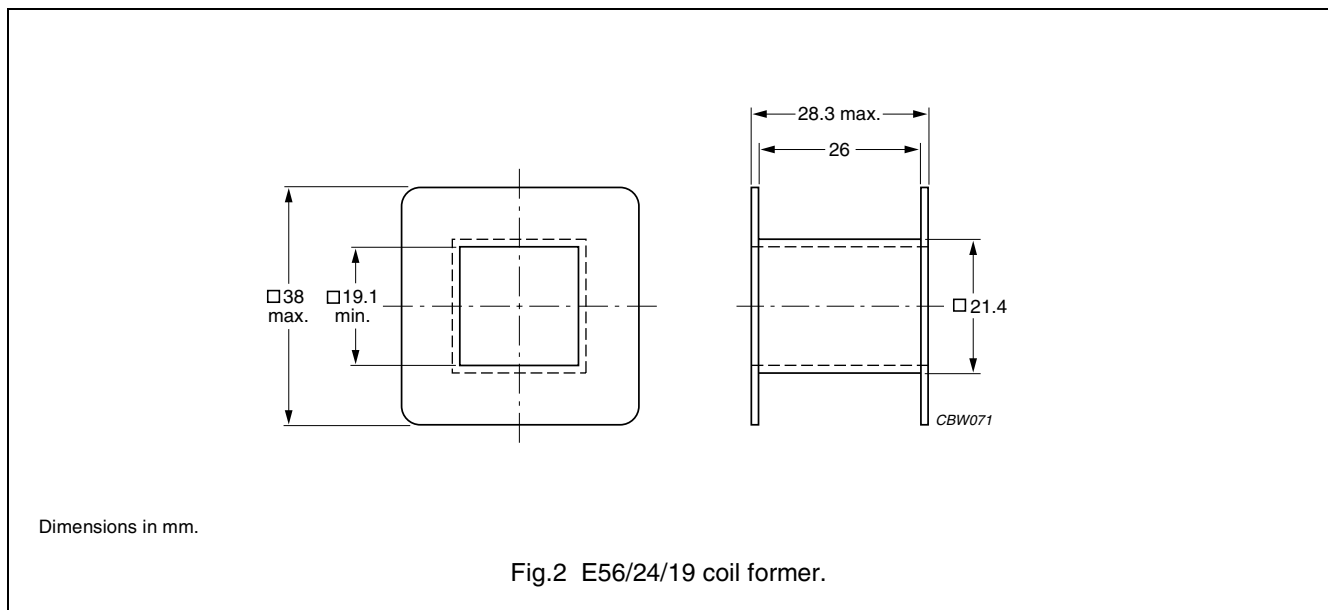
Note

1. Measured at 60 °C.

COIL FORMERS

General data for E56/24/19 coil former without pins

| PARAMETER | SPECIFICATION |
|-------------------------------|--|
| Coil former material | polyamide (PA6.6), glass reinforced, flame retardant in accordance with "UL 94V-2"; UL file number E41938(M) |
| Maximum operating temperature | 130 °C, "IEC 60085", class B |



Winding data and area product for E56/24/19 coil former without pins

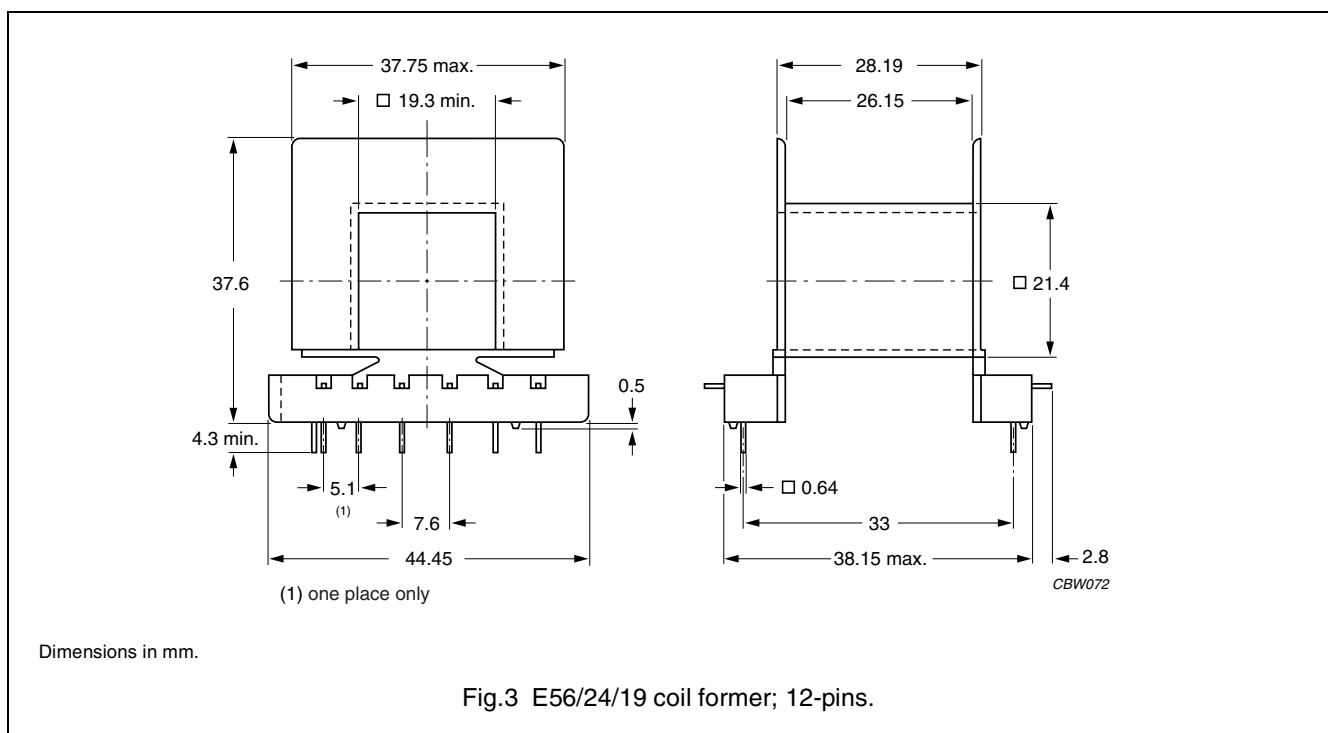
| NUMBER OF SECTIONS | MINIMUM WINDING AREA (mm ²) | NOMINAL WINDING WIDTH (mm) | AVERAGE LENGTH OF TURN (mm) | AREA PRODUCT Ae x Aw (mm ⁴) | TYPE NUMBER |
|--------------------|---|----------------------------|-----------------------------|---|-----------------|
| 1 | 222 | 26.1 | 112 | 74800 | CP-E56/24/19-1S |

E cores and accessories

E56/24/19
(E75)

General data for 12-pins E56/24/19 coil former

| PARAMETER | SPECIFICATION |
|-------------------------------|---|
| Coil former material | Polyamide (PA66), glass reinforced, flame retardant in accordance with "UL 94V-0";UL file number E41938 |
| Maximum operating temperature | 130 °C, "IEC 60085", class B |
| Pin material | copper-zinc alloy (CuZn), tin (Sn) plated |
| Resistance to soldering heat | "IEC 60068-2-20", Part 2, Test Tb, method 1B: 350 °C, 3.5 s |
| Solderability | "IEC 60068-2-20", Part 2, Test Ta, method 1: 235 °C, 2 s |



Winding data and area product for 12-pins E56/24/19 coil former

| NUMBER OF SECTIONS | MINIMUM WINDING AREA (mm ²) | NOMINAL WINDING WIDTH (mm) | AVERAGE LENGTH OF TURN (mm) | AREA PRODUCT Ae x Aw (mm ⁴) | TYPE NUMBER |
|--------------------|---|----------------------------|-----------------------------|---|-------------------------|
| 1 | 205 | 26.2 | 114 | 69100 | CPH-E56/24/19-1S-12PD-Z |

E cores and accessories

E56/24/19
(E75)




DATA SHEET STATUS DEFINITIONS

| DATA SHEET STATUS | PRODUCT STATUS | DEFINITIONS |
|---------------------------|----------------|--|
| Preliminary specification | Development | This data sheet contains preliminary data. Ferroxcube reserves the right to make changes at any time without notice in order to improve design and supply the best possible product. |
| Product specification | Production | This data sheet contains final specifications. Ferroxcube reserves the right to make changes at any time without notice in order to improve design and supply the best possible product. |

DISCLAIMER

Life support applications — These products are not designed for use in life support appliances, devices, or systems where malfunction of these products can reasonably be expected to result in personal injury. Ferroxcube customers using or selling these products for use in such applications do so at their own risk and agree to fully indemnify Ferroxcube for any damages resulting from such application.

PRODUCT STATUS DEFINITIONS

| STATUS | INDICATION | DEFINITION |
|------------------|---|--|
| Prototype |  | These are products that have been made as development samples for the purposes of technical evaluation only. The data for these types is provisional and is subject to change. |
| Design-in |  | These products are recommended for new designs. |
| Preferred | | These products are recommended for use in current designs and are available via our sales channels. |
| Support |  | These products are not recommended for new designs and may not be available through all of our sales channels. Customers are advised to check for availability. |