

1A, 200V - 1000V Surface Mount Rectifiers

FEATURES

- Glass passivated chip junction
- Ideal for automated placement
- Low forward voltage drop
- High surge current capability
- Compliant to RoHS Directive 2011/65/EU and in accordance to WEEE 2002/96/EC
- Halogen-free according to IEC 61249-2-21 definition



MECHANICAL DATA

Case: DO-214AC (SMA)

Molding compound, UL flammability classification rating 94V-0

Packing code with suffix "G" means green compound (halogen-free)

Moisture sensitivity level: level 1, per J-STD-020

Terminal: Matte tin plated leads, solderable per JESD22-B102

Meet JESD 201 class 1A whisker test

Polarity: Indicated by cathode band

Weight: 0.06 g (approximately)

DO-214AC (SMA)

MAXIMUM RATINGS AND ELECTRICAL CHARACTERISTICS (T _A =25°C unless otherwise noted)								
PARAMETER	SYMBOL	S1D -K	S1G -K	S1J -K	S1K -K	S1M -K	UNIT	
Marking code		S1D	S1G	S1J	S1K	S1M		
Maximum repetitive peak reverse voltage	V _{RRM}	200	400	600	800	1000	V	
Maximum RMS voltage	V _{RMS}	140	280	420	560	700	V	
Maximum DC blocking voltage	V _{DC}	200	400	600	800	1000	V	
Maximum average forward rectified current	I _{F(AV)}	1						A
Peak forward surge current, 8.3 ms single half sine-wave superimposed on rated load	I _{FSM}	30						A
Maximum instantaneous forward voltage (Note 1) @ 1 A	V _F	1.1						V
Maximum reverse current @ rated V _R	I _R	1 50						μA
		T _J =25°C T _J =125°C						
Typical reverse recovery time (Note 2)	t _{rr}	1.5						μs
Typical junction capacitance (Note 3)	C _J	12						pF
Typical thermal resistance	R _{θJL} R _{θJA}	30 85						°C/W
Operating junction temperature range	T _J	- 55 to +175						°C
Storage temperature range	T _{STG}	- 55 to +175						°C

Note 1: Pulse test with PW=300μs, 1% duty cycle

Note 2: Reverse Recovery Test Conditions: I_F=0.5A, I_R=1.0A, I_{RR}=0.25A

Note 3: Measured at 1 MHz and Applied Reverse Voltage of 4.0V D.C.

ORDERING INFORMATION				
PART NO.	PACKING CODE	PACKING CODE SUFFIX	PACKAGE	PACKING
S1x-K (Note 1, 2)	R3	G	SMA	1,800 / 7" Plastic reel
	R2		SMA	7,500 / 13" Paper reel
	M2		SMA	7,500 / 13" Plastic reel

Note 1: "x" defines voltage from 200V (S1D-K) to 1000V (S1M-K)

Note 2: Whole series with green compound

EXAMPLE				
PREFERRED PART NO.	PART NO.	PACKING CODE	PACKING CODE SUFFIX	DESCRIPTION
S1M-K R3G	S1M-K	R3	G	Green compound

RATINGS AND CHARACTERISTICS CURVES ($T_A=25^\circ\text{C}$ unless otherwise noted)

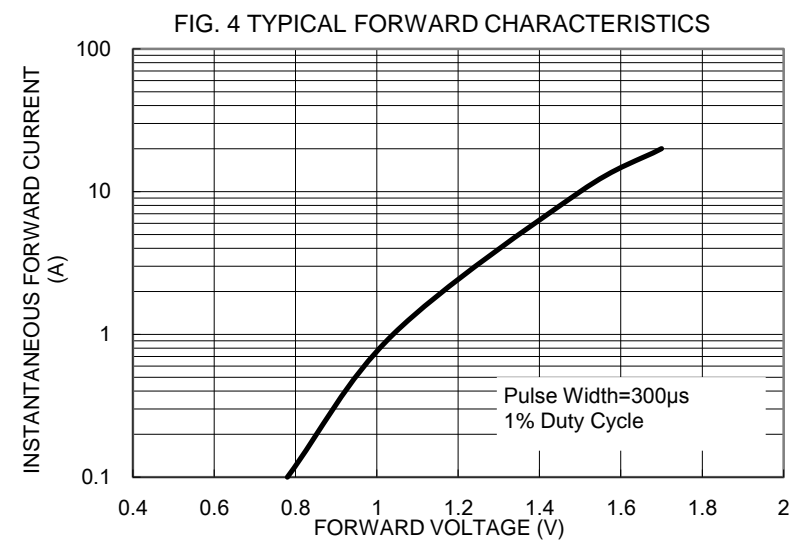
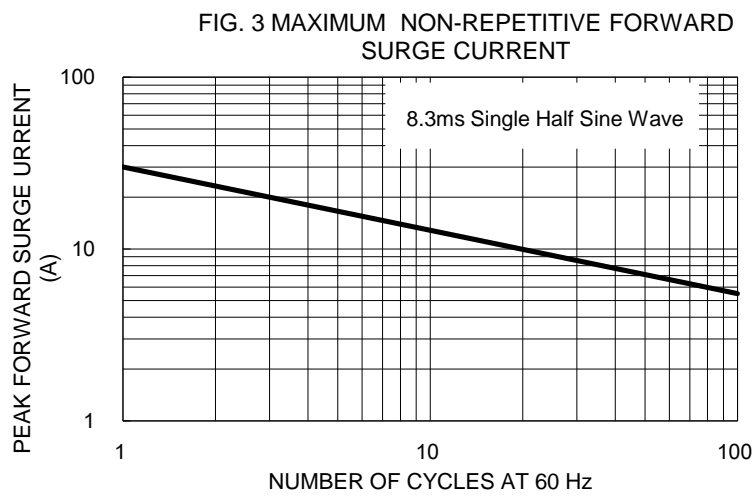
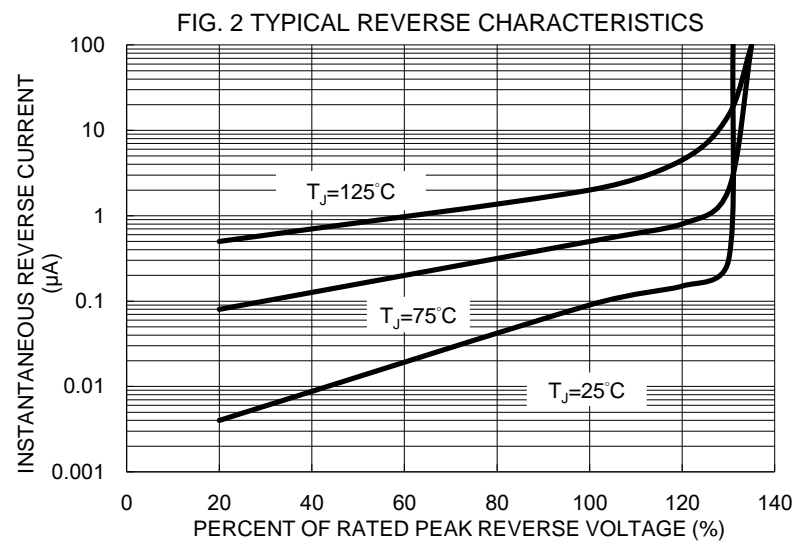
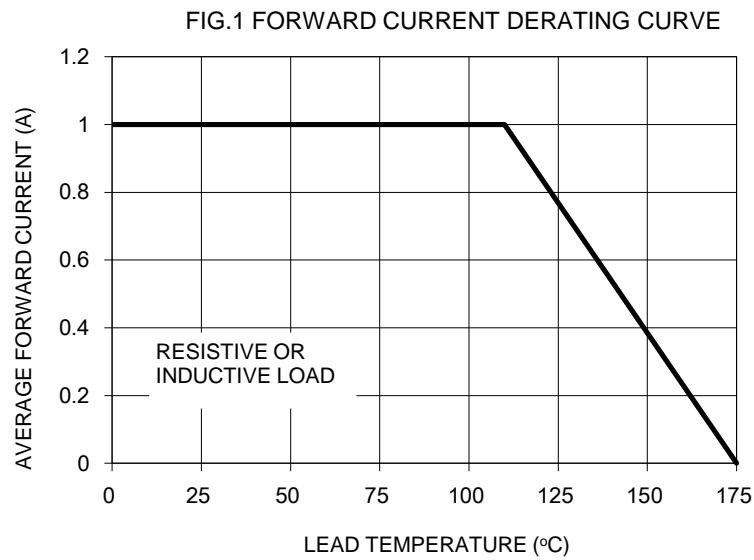


FIG. 5 TYPICAL JUNCTION CAPACITANCE

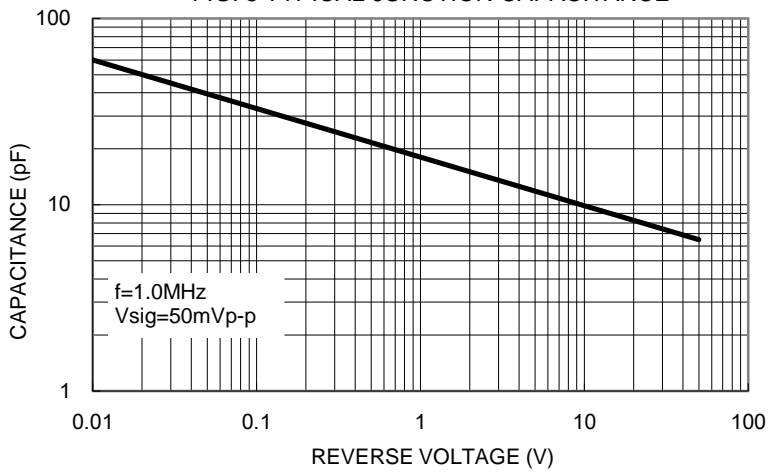
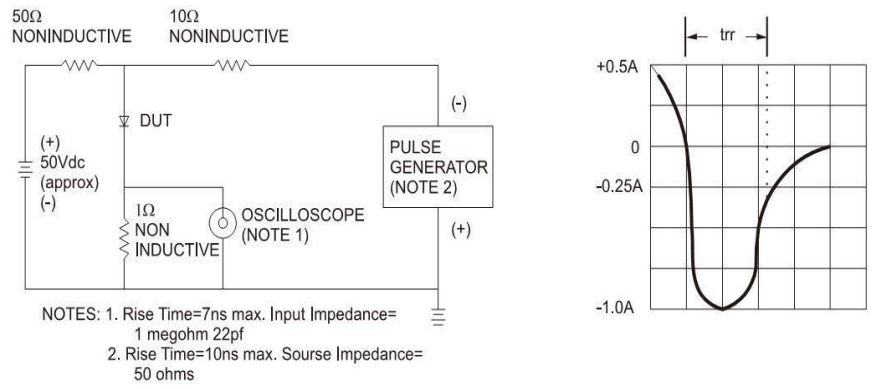
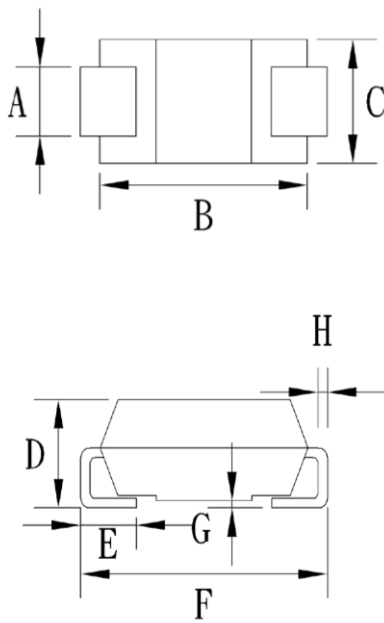


FIG.6- REVERSE RECOVERY TIME CHARACTERISTIC AND TEST CIRCUIT DIAGRAM

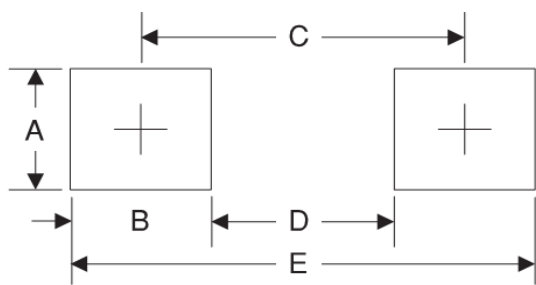


PACKAGE OUTLINE DIMENSIONS
DO-214AC (SMA)



DIM.	Unit (mm)		Unit (inch)	
	Min	Max	Min	Max
A	1.27	1.58	0.050	0.062
B	4.06	4.60	0.160	0.181
C	2.29	2.83	0.090	0.111
D	1.99	2.50	0.078	0.098
E	0.90	1.41	0.035	0.056
F	4.95	5.33	0.195	0.210
G	0.05	0.20	0.002	0.008
H	0.15	0.31	0.006	0.012

SUGGESTED PAD LAYOUT



Symbol	Unit (mm)	Unit (inch)
A	1.68	0.066
B	1.52	0.060
C	3.93	0.155
D	2.41	0.095
E	5.45	0.215

MARKING DIAGRAM



- P/N = Marking code
- G = Green Compound
- YW = Date Code
- F = Factory Code

Notice

Specifications of the products displayed herein are subject to change without notice. TSC or anyone on its behalf, assumes no responsibility or liability for any errors or inaccuracies.

Information contained herein is intended to provide a product description only. No license, express or implied, to any intellectual property rights is granted by this document. Except as provided in TSC's terms and conditions of sale for such products, TSC assumes no liability whatsoever, and disclaims any express or implied warranty, relating to sale and/or use of TSC products including liability or warranties relating to fitness for a particular purpose, merchantability, or infringement of any patent, copyright, or other intellectual property right.

The products shown herein are not designed for use in medical, life-saving, or life-sustaining applications. Customers using or selling these products for use in such applications do so at their own risk and agree to fully indemnify TSC for any damages resulting from such improper use or sale.