

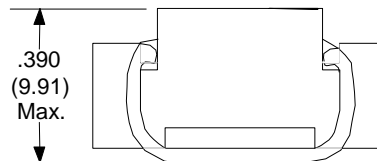
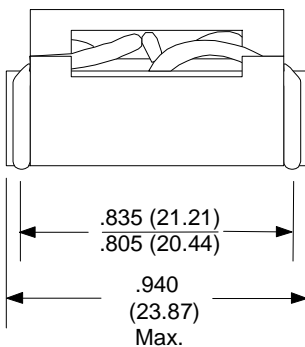
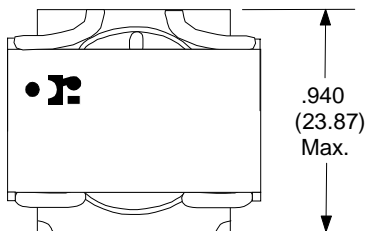
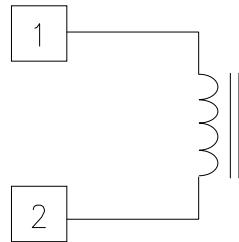
# Surface Mount Self-Leaded Inductor 150 kHz

Electrical Specifications at 25°C. Operating Temp. Range: -30°C to +130°C

Part Number	L <sup>(1)</sup> with DC ( $\mu$ H)	I <sub>DC</sub> <sup>(1)</sup> (Amps)	E-T <sup>(1)</sup> Product (V- $\mu$ s)	DCR max. ( $\Omega$ )
L-15374	38	3.0	29.7	0.05

- 1) Typical values for a 55°C Temperature rise at 150 kHz and E-T value above, the core loss is 10 % of copper loss.

Schematic Diagram



RHOMBUS P/N: L-15374

CUST P/N:

NAME:

DATE: 5/30/00

SHEET: 1 OF 1