

50Ω 1W 3, 6, 10, and 20 dB DC to 65 GHz

The Big Deal

- Extremely wideband, DC to 65 GHz
- 1.85mm Female to 1.85mm Male connectors
- Good VSWR, 1.2 @ 26.5 GHz, 1.3 @ 65 GHz typ.
- Outstanding accuracy, ± 1.5 dB over full range



CASE STYLE: DJ2591

Product Overview

The BW-Ex-1W653+ series of precision fixed attenuators achieves extremely wide frequency range from DC up to 65 GHz. Available in a variety of attenuation values for different requirements, these units support a broad range of system and test applications. Excellent attenuation flatness, good VSWR (1.2:1 typ.) and rugged construction make these models ideal solutions for applications requiring precise attenuation across very wide frequency range.

Key Features

Feature	Advantages
Extremely wideband, DC to 65 GHz	Ideal for an exceptionally wide variety of lab and system applications up to millimeter wave bands.
Excellent attenuation accuracy, ± 1.5 dB or better across full range	Provides precise, consistent attenuation across the entire frequency band, ideal for broadband and multi-band usage.
Good VSWR <ul style="list-style-type: none">• 1.2 dB @ 26.5 GHz typ.• 1.3 dB @ 65 GHz typ.	Efficient power utilization with minimal signal power reflected back to source.
1W power handling	Provides precise attenuation for a range of input power levels.
Passivated stainless steel connectors	Rugged construction withstands harsh environmental conditions for high reliability and long life of use.

Notes

- A. Performance and quality attributes and conditions not expressly stated in this specification document are intended to be excluded and do not form a part of this specification document.
B. Electrical specifications and performance data contained in this specification document are based on Mini-Circuit's applicable established test performance criteria and measurement instructions.
C. The parts covered by this specification document are subject to Mini-Circuits standard limited warranty and terms and conditions (collectively, "Standard Terms"); Purchasers of this part are entitled to the rights and benefits contained therein. For a full statement of the Standard Terms and the exclusive rights and remedies thereunder, please visit Mini-Circuits' website at www.minicircuits.com/MCLStore/terms.jsp

Precision Fixed Attenuator

BW-E6-1W653+

50Ω 1W 6dB DC to 65 GHz



CASE STYLE: DJ2591

Connectors 1.85mm-Female - 1.85mm Male Model BW-E6-1W653+

+RoHS Compliant

The +Suffix identifies RoHS Compliance. See our web site for RoHS Compliance methodologies and qualifications

Maximum Ratings

Operating Temperature -55°C to 100°C

Storage Temperature -55°C to 100°C

Permanent damage may occur if any of these limits are exceeded.

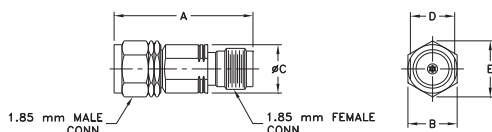
Features

- DC to 65 GHz
- precise attenuation
- excellent VSWR, 1.20 typ.
- passivated stainless steel connectors

Applications

- matching
- instrumentation
- test set-ups

Outline Drawing



Outline Dimensions (inch/mm)

A	B	C	D	E	wt
0.88	0.31	0.310	0.284	.36	grams
22.2	8.0	7.90	7.21	9.14	5.6

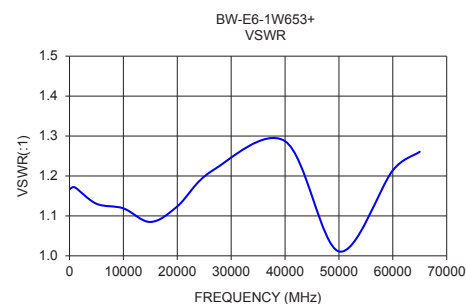
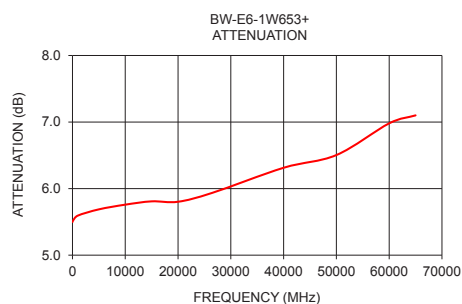
Electrical Specifications at 25°C

Parameter	Condition (GHz)	Min.	Typ.	Max.	Unit
Frequency Range		DC	—	65	GHz
Attenuation	DC - 26.5	5.25	6.0	6.75	dB
	26.5 - 40	—	6.2	7.00	
	40 - 60	—	6.7	7.5	
	60 - 65	—	6.9	7.5	
VSWR	DC - 26.5	—	1.1	1.35	:1
	26.5 - 50	—	1.2	1.55	
	50 - 65	—	1.3	1.65	
Input Power¹	DC - 65	—	—	1	W

1. Max. power at 25°C ambient, derate linearly to 0.1W at 100°C.

Typical Performance Data

Frequency (MHz)	Attenuation (dB)	VSWR (:1)
10	5.50	1.17
100	5.52	1.17
1000	5.59	1.17
5000	5.69	1.13
10000	5.76	1.12
15000	5.81	1.08
20000	5.80	1.12
26500	5.94	1.21
40000	6.31	1.29
50000	6.50	1.01
60000	6.98	1.21
65000	7.10	1.26



Notes

A. Performance and quality attributes and conditions not expressly stated in this specification document are intended to be excluded and do not form a part of this specification document.

B. Electrical specifications and performance data contained in this specification document are based on Mini-Circuit's applicable established test performance criteria and measurement instructions.

C. The parts covered by this specification document are subject to Mini-Circuits standard limited warranty and terms and conditions (collectively, "Standard Terms"); Purchasers of this part are entitled to the rights and benefits contained therein. For a full statement of the Standard Terms and the exclusive rights and remedies thereunder, please visit Mini-Circuits' website at www.minicircuits.com/MCLStore/terms.jsp



www.minicircuits.com P.O. Box 350166, Brooklyn, NY 11235-0003 (718) 934-4500 sales@minicircuits.com

REV. OR
M168279
BW-E6-1W653+
RS/CP/AM
180620
Page 2 of 2