

PLEASE CHECK WWW.MOLEX.COM FOR LATEST PART INFORMATION

Part Number: [0872036152](#)
Status: **Active**
Description: D-Subminiature Shielded I/O PCB Male Plug, Right Angle, Through Hole, 15 Circuits, Screw Hole, Threaded, Gold (Au) 0.38µm (15µ")
Replacement Part Number: NO REPLACEMENT PART AVAILABLE

Documents:

[Drawing \(PDF\)](#)

[RoHS Certificate of Compliance \(PDF\)](#)

Agency Certification

CSA LR19980
 UL E29179

General

Product Family I/O Connectors
 Series [87203](#)
 Application Wire-to-Board
 Comments Shell: Steel
 Component Type Plug
 Obsolete Date 2006/07/01
 Product Name D-Sub, DB15
 Replacement Part Number NO REPLACEMENT PART AVAILABLE
 Type N/A

Physical

Boot Color N/A
 Circuits (Loaded) 15
 Circuits (maximum) 15
 Flammability 94V-0
 Gender Male
 Lock to Mating Part Yes
 Material - Plating Mating Gold
 Number of Rows 2
 Orientation Right Angle
 PC Tail Length (in) 0.125 In
 PC Tail Length (mm) 3.18 mm
 PCB Locator Yes
 PCB Retention Yes
 Packaging Type Tray
 Panel Mount Yes
 Pitch - Mating Interface (in) 0.054 In
 Pitch - Mating Interface (mm) 1.38 mm
 Pitch - Term. Interface (in) 0.054 In
 Pitch - Term. Interface (mm) 1.38 mm
 Plating min: Mating (µin) 15
 Plating min: Mating (µm) 0.38
 Polarized to Mating Part Yes
 Polarized to PCB Yes
 Ports 1
 Surface Mount Compatible (SMC) No
 Termination Interface: Style Through Hole
 Waterproof / Dustproof No
 Wire Size AWG N/A

Electrical

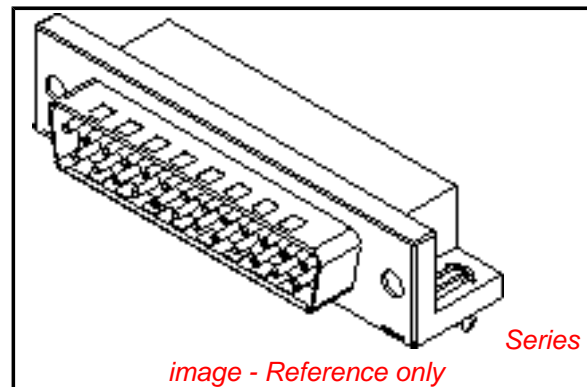


image - Reference only

EU RoHS

China RoHS

Compliance Status

Not Reviewed

REACH SVHC

Not Reviewed

Halogen-Free

Status

Not Reviewed

Need more information on product environmental compliance?

Email productcompliance@molex.com
 For a multiple part number RoHS Certificate of Compliance, [click here](#)

Please visit the [Contact Us](#) section for any non-product compliance questions.

Search Parts in this Series

[87203Series](#)

Mates With

[87204](#)

Current - Maximum per Contact
Shield Type
Shielded
Voltage - Maximum

1A
Full Shield
Yes
750V AC (RMS)

Material Info

This document was generated on 04/02/2010

PLEASE CHECK WWW.MOLEX.COM FOR LATEST PART INFORMATION

ENG. NO SDA-87203-6***

EDP NO.

SIMILAR ITEM

CAD FILE : S872036

DO NOT SCALE DRAWING

PART NUMBER LEGEND

87203-6

CKT SIZE PLATING SCREW OPTION

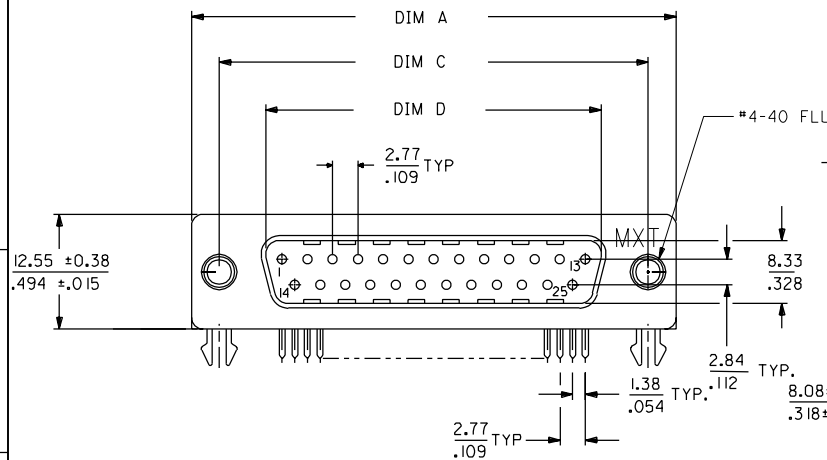
*
0 : 9
1 : 15
2 :
3 : 25
4 : 37

*
*
*

*
*
*

1 2 pcs #4-40 round inner thread screw rivetted
2: Flush insert only
3: 2 pcs #4-40 hex inner thread screw assembled
4: 2 pcs M2.6 inner thread screw assembled
5: 2 pcs M3 inner thread screw assembled
6: 2 pcs #4-40 hex inner thread screw attached
7: 2 pcs M2.6 inner thread screw attached
8: 2 pcs M3 inner thread screw attached

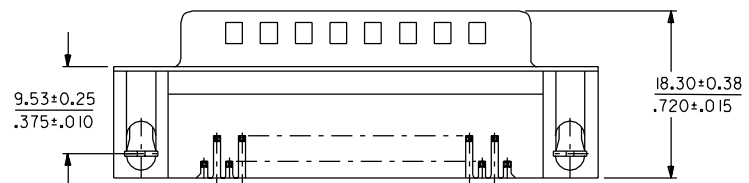
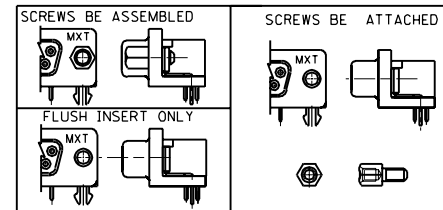
4 : 30 MICRO INCH MINIMUM GOLD IN CONTACT AREA
50 MICRO INCH MINIMUM NICKEL ALL OVER
AND 100 MICRO INCH TIN/LEAD ON TAILS
5 : 15 MICRO INCH MINIMUM GOLD IN CONTACT AREA
50 MICRO INCH MINIMUM NICKEL ALL OVER
AND 100 MICRO INCH TIN/LEAD ON TAILS
6 : GOLD FLASH IN CONTACT AREA
AND 100 MICRO INCH TIN/LEAD ON TAILS



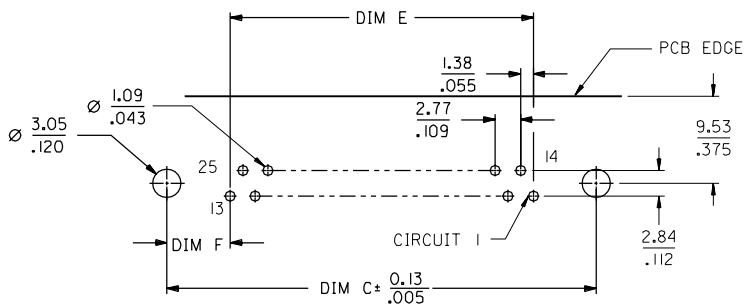
NOTES:

I. MATERIALS:

INSULATOR - POLYESTER GLASS FILLED, UL-94V-0
COLOR: BLACK, CONTACT - BRASS



RECOMMENDED PCB LAYOUT



PCB LAYOUT: COMPONENT SIDE
RECOMMENDED PCB THICKNESS: 1.60 mm

CKT SIZE	DIM A	DIM C	DIM D	DIM E	DIM F
9	30.81	24.99	16.92	11.07	6.96
	1.213	.984	.666	.436	.274
15	39.14	33.32	25.25	19.38	6.97
	1.541	1.312	.994	.763	.274
25	53.04	47.04	38.96	33.22	6.91
	2.088	1.852	1.534	1.308	.272
37	69.32	63.50	55.45	49.83	6.84
	2.729	2.500	2.183	1.962	.269

P	CHANGE TERM. PLATING	T99-055	G.Wang	980828	MATERIAL :	SEE NOTE	 MOLEX TAIWAN LTD. SHEET 1 OF 1
O	UPDATE THE OPTION	T98-276	NEIL	980224	FINISH :	---	
N	RELEASE TO MANUFACTURING	T97-379	NEIL	970506	WIRE RANGE :	---	GENERAL TOLERANCES ANGLE : ± 3° DIM : ± .25/.010
M	ERROR CORRECTION	196-158	NEIL	95/10/26	INS. RANGE :	---	ENG. NO. SDA-87203-6***
L	PER ECN TA94-162		RICHARD	94/09/06	DRAWN BY C K	89/6/9	REV P
K	PER ECN TA94-012		WILSON	94/01/21	APPR'D BY		TITLE :
J	PER ECN TA93-025		WILSON	93/07/06	SCALE	1:1	STANDARD D-SUB, MALE TYPE (FORK BOARD LOCK)
I	PER ECN TA93-037		LYC	93/03/11			
LTR	REVISION RECORD	ECN	DR	DATE			

REVISE ONLY ON CAD SYSTEM