

Customer Information Sheet

DRAWING No.: M50-303XX42

SHEET 2 OF 2

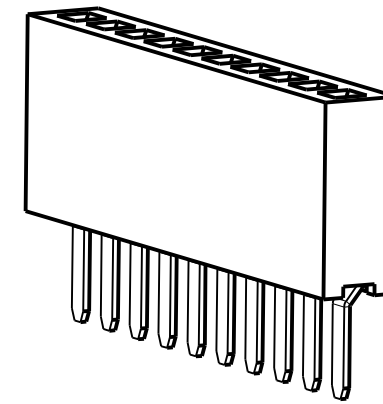
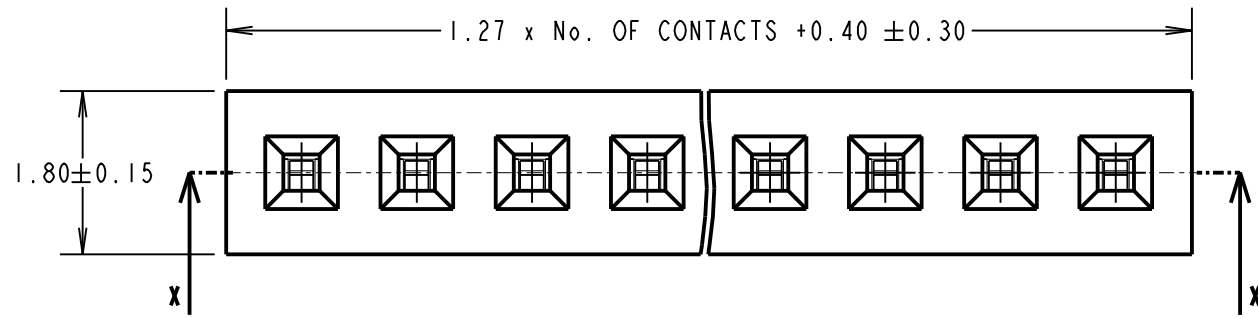
IF IN DOUBT - ASK

©

NOT TO SCALE

THIRD ANGLE PROJECTION

ALL DIMENSIONS IN mm



SPECIFICATIONS:

MATERIAL:

MOULDING = NYLON 6T, UL94V-0, BLACK
 CONTACT = PHOSPHOR BRONZE
 FINISH = 0.76-1.52µ NICKEL ALL OVER,
 0.012µ MIN GOLD ON CONTACT AREA,
 2.54-5.08µ 100% TIN ON TAILS

ELECTRICAL:

CURRENT RATING = 1A
 VOLTAGE PROOF = 500V AC FOR ONE MINUTE
 CONTACT RESISTANCE = 20mΩ MAX
 INSULATION RESISTANCE = 1000MΩ MIN

MECHANICAL:

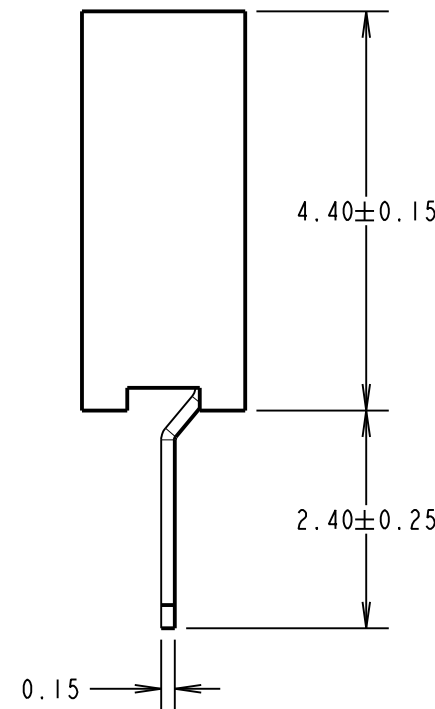
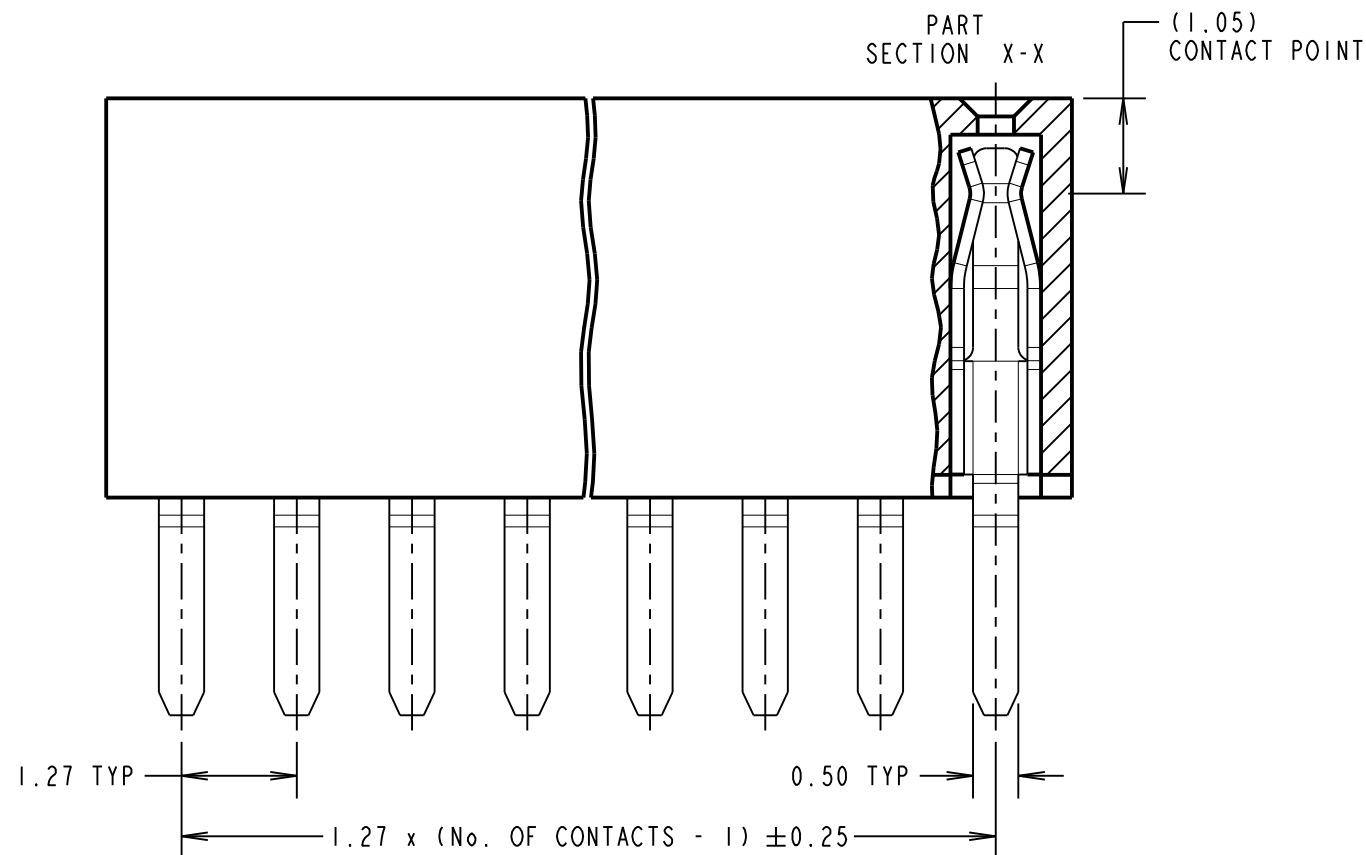
DURABILITY = 300 CYCLES MIN
 CONTACT INSERTION FORCE = 1.17N MAX PER CONTACT
 CONTACT WITHDRAWAL FORCE = 0.19N MIN PER CONTACT

ENVIRONMENTAL:

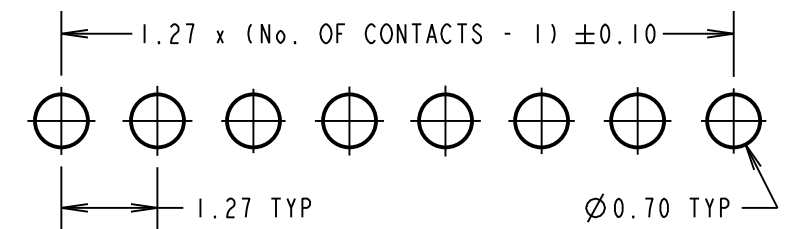
OPERATING TEMPERATURE = -40°C TO +105°C

PACKING:

TUBE (02 CONTACT SIZE PACKED IN BOX)
 FOR COMPLETE SPECIFICATION, SEE COMPONENT
 SPECIFICATION C029XX (LATEST ISSUE)



RECOMMENDED PCB LAYOUT
 (TOLERANCE = ±0.05)



ORDER CODE
M50-303XX42
 No. OF CONTACTS: _____
 02 TO 06, 08, 10, 20

MSP	1	02.08.16	-----
NAME	ISS.	DATE	C/NOTE
APPROVED:		M.PERREN	
CHECKED:		S.BENNETT	
DRAWN:		M.PERREN	
CUSTOMER REF.:			
ASSEMBLY DRG:			

HARWIN
 www.harwin.com
 technical@harwin.com

THIS DRAWING AND ANY INFORMATION OR DESCRIPTIVE MATTER SET OUT HEREON ARE CONFIDENTIAL AND COPYRIGHT PROPERTY OF THE HARWIN GROUP AND MUST NOT BE DISCLOSED, LOANED, COPIED OR USED FOR MANUFACTURING, TENDERING OR FOR ANY OTHER PURPOSE WITHOUT THEIR WRITTEN PERMISSION.

TOLERANCES
 X. = ±1mm
 X.X = ±0.50mm
 X.XX = ±0.10mm
 X.XXX = ±0.01mm
 ANGLES = ±5°
 UNLESS STATED

MATERIAL:
 SEE ABOVE
FINISH:
 SEE ABOVE
S/AREA:
 mm²

TITLE:
 1.27mm PITCH SIL VERTICAL SOCKET
DRAWING NUMBER:
M50-303XX42
 SHT 2 OF 2