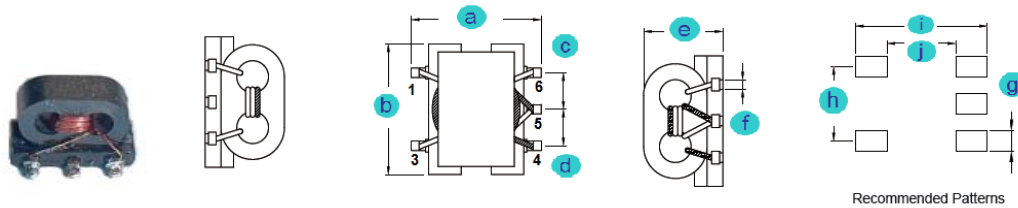


## A. Electrical Specifications: (Ta=25°C, Zo = 75Ω, Pin = 0 dBm)

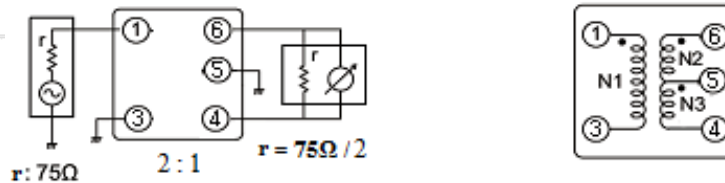
Spec Item	dB	Frequency Range
Insertion Loss (Pin 1~6)	0.7dB Max.	5 ~ 85MHz.
Insertion Loss (Pin 1~4)	0.7dB Max.	5 ~ 85MHz.
Input Return Loss (Pin 1)	15.0 dB Min.	5 ~ 85MHz.
Amplitude Balance (Normal 0dB)	± 0.30dB Max.	5 ~ 85MHz.
Phase Balance (Normal 180°)	± 3.0° Max.	5 ~ 85MHz.

## B. Dimensions: mm (Inch)

Series	a	b	c	d	e	f	g	h	i	j
SBT203A-21	5.5 (0.217)	4.3 (0.170)	1.5 (0.059)	1.5 (0.059)	3.2 (0.126)	0.5 (0.020)	0.8 (0.031)	3.0 (0.118)	6.2 (0.244)	2.9 (0.114)
Tol.	±0.30 (0.01)	±0.30 (0.012)	±0.3 (0.012)	±0.3 (0.012)	±0.30 (0.012)	±0.20 (0.008)	Typ.	Typ.	Typ.	Typ.



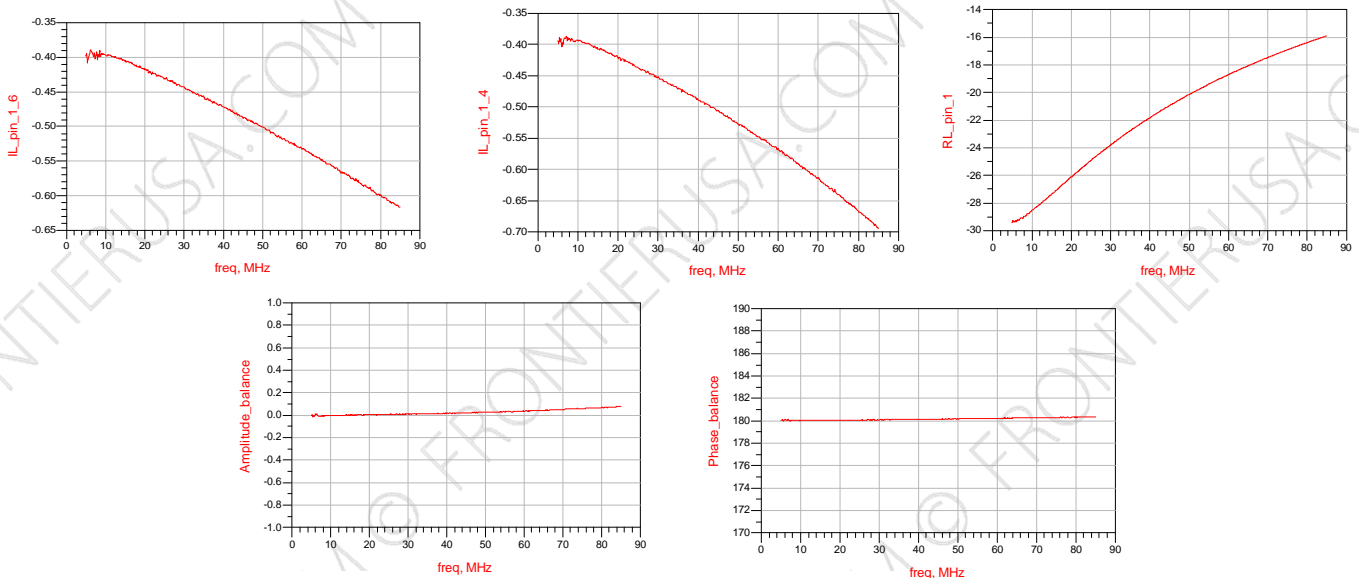
## C. Test Equivalent Circuit:



## D. Features:

- a. 2:1 Impedance ratio.
- b. Surface mounts part.
- c. Center tap on Secondary.
- d. Suitable for DOCSIS 3.0.
- e. RoHS compliant.
- f. Tape and Reel packaging.
- g. MSL: Level 1.

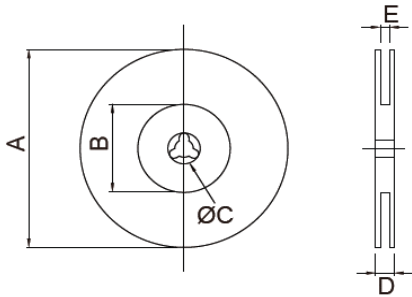
## E. Characteristic Curve:



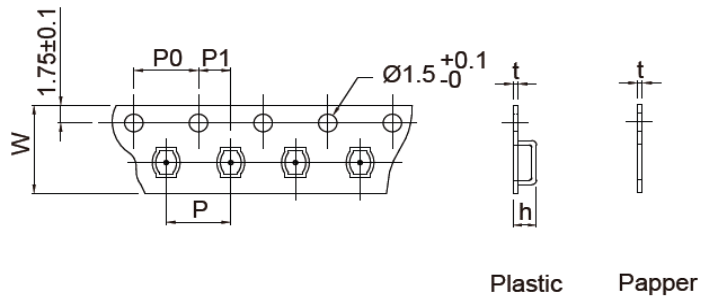
## F. Supplementary Information:

### 1. Packaging Information

#### CARRIER TAPE REELS



#### TAPE DIMENSIONS (mm)



Plastic      Paper

## SMD Balun Transformers

Series P/N	Reel dimensions (mm)					Tape dimensions (mm)						Parts per reel		Quantity per	
	A	B	C	D	E	W	P	P0	P1	h	t	7"	13"	Box	Carton
SBT203A	330	100	13	18	12.5	12	8	4	2	---	0.35	---	2,500	5,000	35,000

### 2. RoHS Reflow Solder Profile

#### Typical RoHS Reflow Profile

