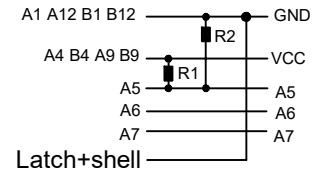


P/N	R/C
U261-24XXN-4B0151	R1(56KΩ)
U261-24XXN-4B0178	R2(6.98KΩ)

U261-24XXN-4B0151

C TYPE PLUG:

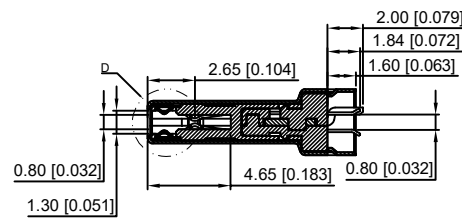
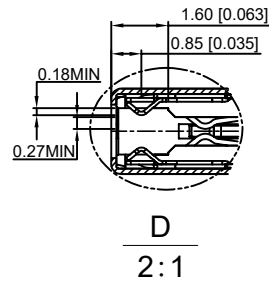
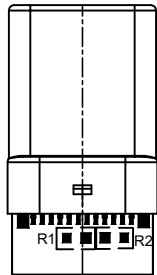
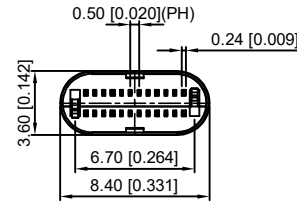
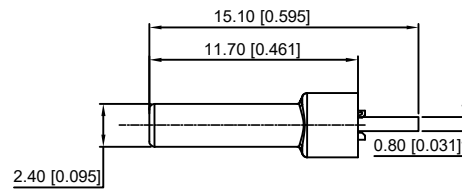
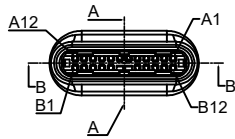
PCB:



- 1: Au
- 2: Ni
- 1: Au1u"
- 2: Au3u"
- 4: Au15u"
- 5: Au30u"

REMARKS:

- 1.CONTACT INSERTION AND WITHDRAW FORCE:
 - 1.Insertion force: 5N-20N max.
 2. Withdrawal force: 8N-20N.
 - 3.Durability : 10000Cycles.
- 2.ELECTRIC PROPERTY:
 - 1.Contact current rating: 3A.
 - 2.Dielectric Strength: 100V AC(RMS).
 - 3.Insulation Resistance: 100 megaohms min.
 - 4.Contact resistance:
 - 40m0hms MAX.FOR VBUS,GND AND OTHER CONTACT
 - 50m0hms MAX.AFTER ENVIRONMENT TEST
- 3.AMBIENT TEMPERATURE:
 - 1.Operating temperature: -55°C to +85°C.



SECT A-A

A12	A11	A10	A9	A8	A7	A6	A5	A4	A3	A2	A1
GND	RX2+	RX2-	Vbus	SBU1	D-	D+	CC	Vbus	TX1-	TX1+	GND
GND	TX2+	TX2-	Vbus	Vconn			SBU2	Vbus	RX1-	RX1+	GND
B1	B2	B3	B4	B5	B6	B7	B8	B9	B10	B11	B12

6	Shrapnel	SUS T=0.10mm	
5	Shell	SUS T=0.15mm	Ovep-plating: Ni
4	Terminal	C7025 T=0.15mm	Ovep-plating:Au Ni/Sn
3	Latch	SUS T=0.4mm	
2	Housing	LCP	UL94-0
1	Housing Stopper	LCP	UL94-0
ITEM	DESCRIPTION	MATERIAL	REMARKS

MARK	DESCRIPTION	DATE	REVISED	APPROVED	UNSPECIFIED TOLERANCES	DSND	DATE	SCALE: N/A	MODEL TYPE: 3.1 TYPE C
Δx					ANGLAR ±5°	DWN	DATE	VIEW:	PART NO.:
Δx					L ≤ 4 ±0.2	CHKD	DATE	UNIT: mm/in	DWG NO.:
Δx					4 < L ≤ 16 ±0.3	APPD	DATE	SIZE: A4	U261-24XXN-4B0151
					16 < L ≤ 63 ±0.4				WEIGHT 1.0g
					L > 63 ±0.5				SHEET 1/1
									REVISION A0
www.xk-dg.cn www.helloxkb.com www.helloxkb.cn						KXB INDUSTRIAL PRECISION CO.,LIMITED			