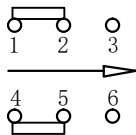
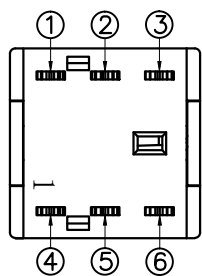
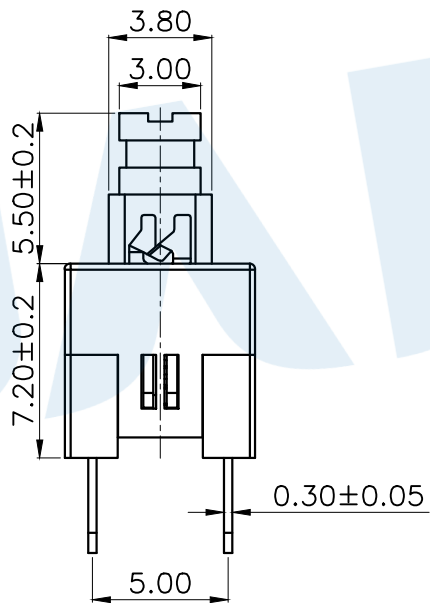
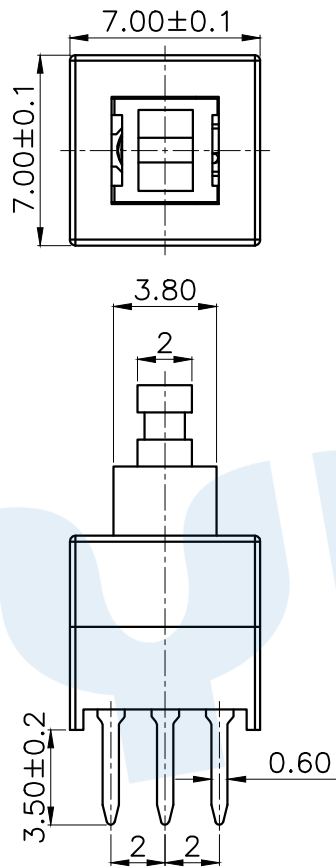
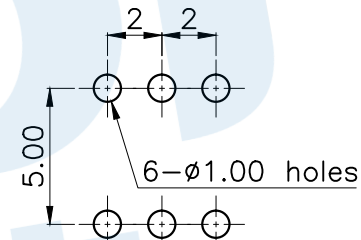
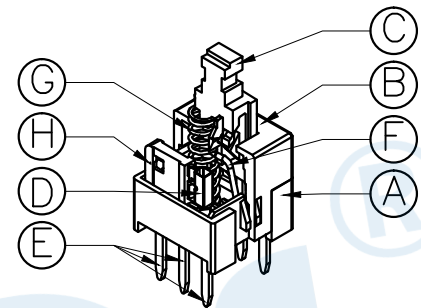
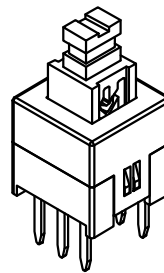


RoHS



Circuit Diagram



PCB Layout(Pattern Side)

NO.	Operating Type	Part No.	Operating force	Travel
1	Push To Lock	TK-6700-1	230±50gf	2.4±0.2
2	Push No Sound No Lock	TK-6700-2	230±50gf	2.4±0.2

NO.	Name	Number	Qty	Materil	Remarks
H	Injection Terminal	2		Nylon	Black
C	Spring	1		SUS	Natural
F	Crochet Needle	1		SUS	Natural
E	Terminal	6		Brass	Silvering
D	Reed	2		Phosphorus Copper	Silvering
C	Button	1		POM	Blue
B	Cover	1		POM	Gray
A	Base	1		PBT	Black

YUANDI® Yuandi Electronics Co., Ltd

design	date	name	BUTTON SWITCH
Review	date		
Approved	date	name	

Drawing number:	name	TK-6700-□
-----------------	------	-----------