

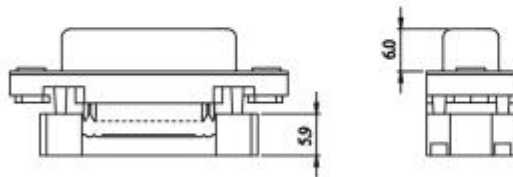
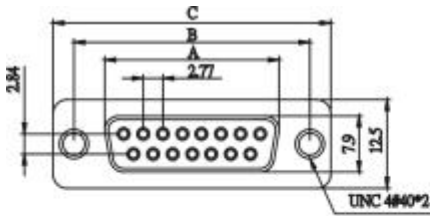
E15

D - SUB IDC

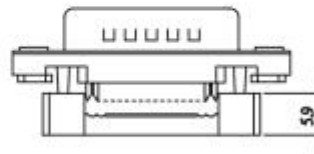
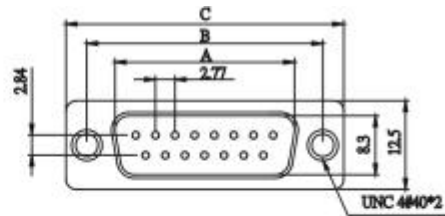


POSITION	A	B	C
9F	16.30	25.00	30.8
15F	24.60	33.30	39.2
25F	38.30	47.10	53.1
37F	54.80	63.50	69.4

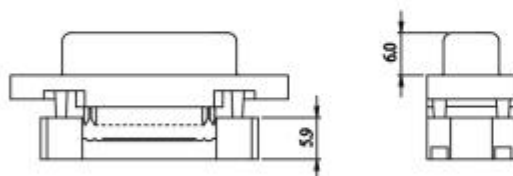
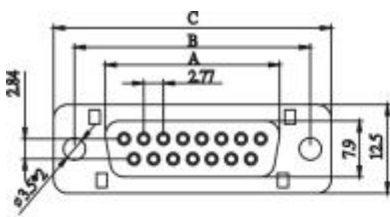
POSITION	A	B	C
9M	16.92	25.00	30.8
15M	25.25	33.30	39.2
25M	38.96	47.10	53.1
37M	55.42	63.50	69.4



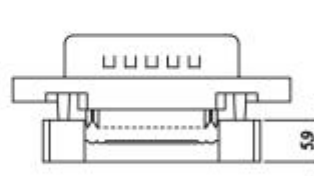
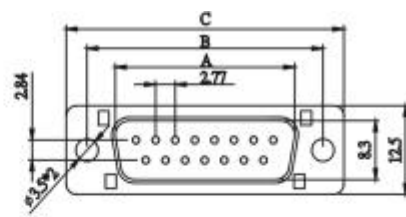
FEMALE




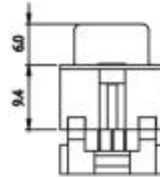
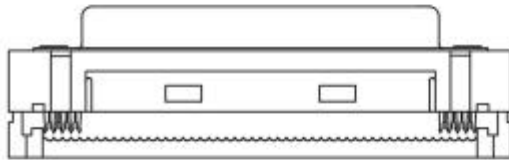
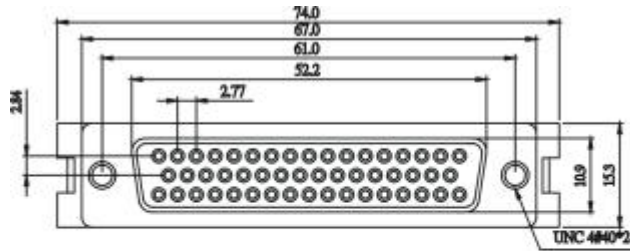
MALE



FEMALE FOR PLASTIC

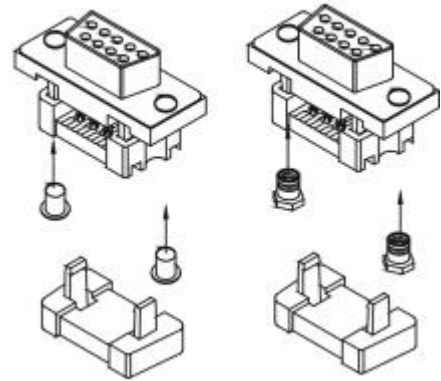


MALE FOR PLASTIC



50 POSITION FEMALE

PROCESS OPTION



NON-THREAD RIVET

THREAD RIVET

HOW TO ORDER:

E15 - 1 - 2 - 3 - 4 - 5 - 6 - 7

1.NO. OF CONTACT	2.CONTACT TYPE	3.CONTACT PLATING	4.SHELL
09 15 25 37 50	M: MALE F: FEMALE	T: TIN PLATED S: SELECTIVE G: GOLD FLASH A: 5 μ " INCH GOLD B: 10 μ " INCH GOLD C: 15 μ " INCH GOLD D: 30 μ " INCH GOLD	A: ALL PLASTIC B: METAL
5.MOUNTING METHOD	6.ACCESSORIES	7.INSULATOR COLOR	
A: THROUGH HOLE B: THREAD INSERT 4-40 UNC C: THREAD INSERT M3	A: WITH STRAIN RELIEF B: WITHOUT STRAIN RELIEF	1. BLACK 2. GREY 3. BLUE	