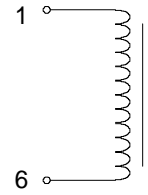


POTCORE INDUCTORS (Low Profile)

Electrical Specifications at 25°C

Thru-hole Part Number	SMD Part Number	L Nom. (μH)	I Rating (A)	DCR Nom. (mΩ)	Flux Density (V-μS)	Core Size
L-37008	L-37008G	1500	1.48	925	1250	23X11
L-37009	L-37009G	1000	1.82	600	1018	23X11
L-37010	L-37010G	750	2.11	500	876	23X11
L-37011	L-37011G	500	2.57	340	721	23X11
L-37012	L-37012G	250	3.60	180	515	23X11
L-37013	L-37013G	100	5.76	100	322	23X11

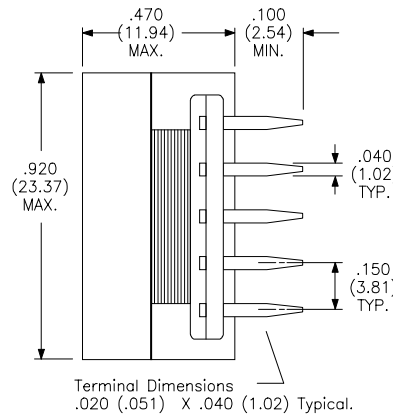
Schematic



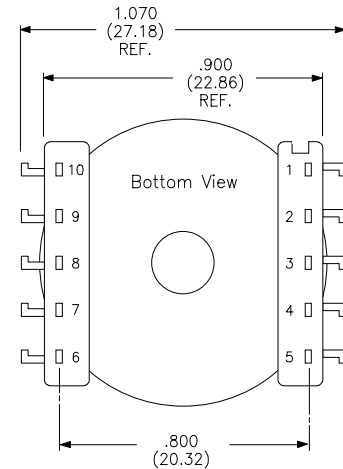
NEW!

RS-2311 Thru-hole Package

Physical Dimensions in inches (mm)

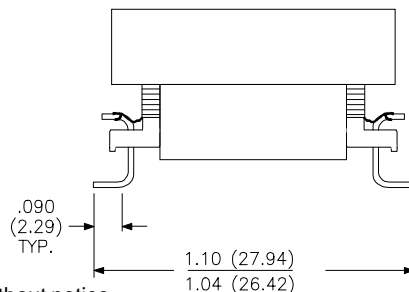
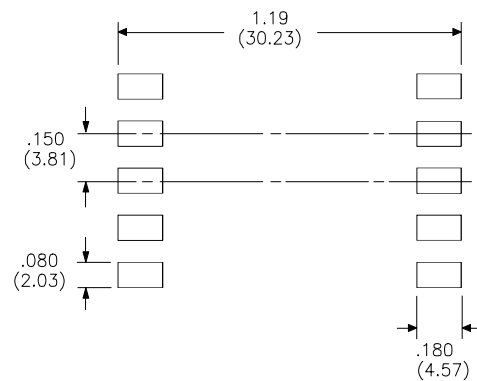
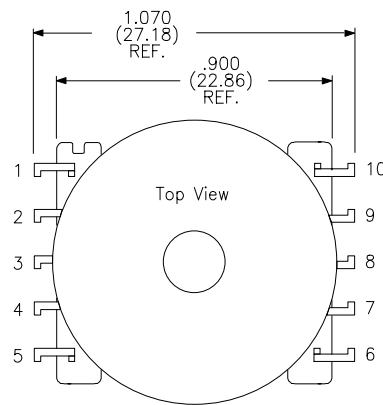
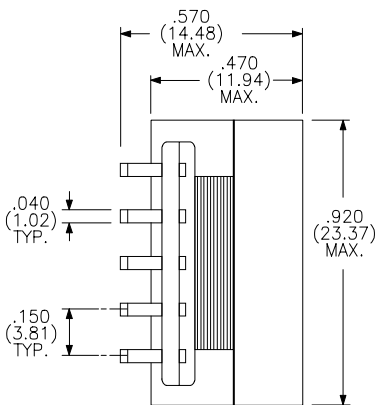


Terminal Dimensions .020 (.051) X .040 (1.02) Typical.



Termination Numbers for Reference Only.

RS-2311 Surface Mount Package



Specifications are subject to change without notice

POTCORE - 5/97

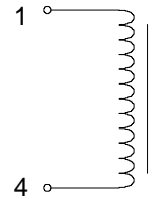
POTCORE INDUCTORS (Low Profile)

Electrical Specifications at 25°C

Thru-hole Part Number	L Nom. (μH)	I Rating (A)	DCR Nom. (mΩ)	Flux Density (V-μS)	Core Size
L-37001	5000	0.18	2800	1200	14X8
L-37002	1500	0.30	740	655	14X8
L-37003	1000	0.39	460	536	14X8
L-37004	750	0.44	400	468	14X8
L-37005	500	0.52	230	383	14X8
L-37006	250	0.70	150	272	14X8
L-37007	100	1.00	050	170	14X8

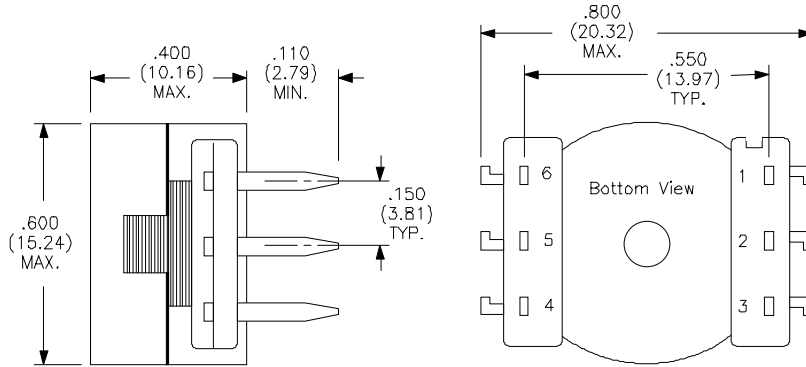
NEW!

Schematic



Physical Dimensions in inches (mm)

RS-1408 Thru-hole Package



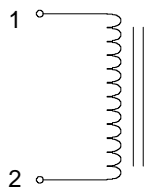
Terminal Dimensions: .015 (.381) X .042 (1.07) Typical.

HIGH TEMPERATURE / HIGH BIAS ENCAPSULATED INDUCTORS

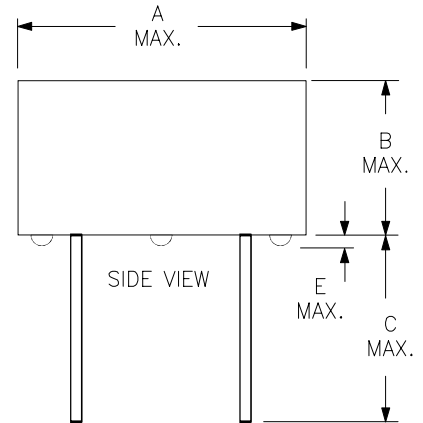
NEW!

Good Inductance Stability over the temperature range of -55° C to +70° C.

Schematic



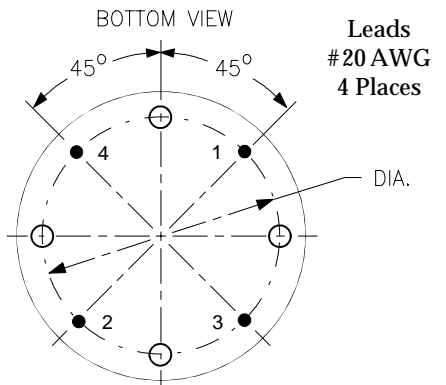
	Dimensions in Inches		
	1	2	3
A	0.760	1.14	1.40
B	0.410	0.635	0.850
C	0.500	0.500	0.500
DIA.	0.625	1.00	1.25
E	0.035	0.035	0.035



Electrical Specifications at 25°C

Part Number	L No DC (mH)	L With DC (mH)	DC Bias (A)	ET OP ⁽¹⁾ (V-μS)	Energy Storage (μJ Min.)	DCR Max. (Ω)	Size Code
L-20465	0.72	0.50	0.60	110	90	0.35	1
L-20466	1.51	1.00	0.35	160	60	0.75	1
L-20467	2.88	2.00	0.25	225	60	1.30	1
L-20468	0.72	0.50	1.75	325	765	0.35	2
L-20469	0.75	0.50	2.75	650	1890	0.25	3
L-20470	2.70	2.00	1.50	1200	2250	0.75	3

1. Operational ET



Specifications are subject to change without notice

POTCORE 5/97