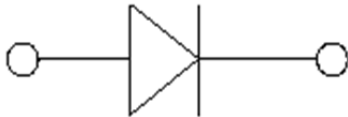


Schottky Barrier Rectifier



Features

- V_R 30V
- I_{FAV} 0.5A
- Extremely Low Thermal Resistance
- For Surface Mount Application and High Current Capability
- Moisture Sensitivity Level 1

Mechanical Data

- **Package:** SOD323
- **Terminals:** Tin plated leads, solderable per J-STD-002 and JESD22-B102
- **Polarity:** Cathode line denotes the cathode end
- **Marking:** SE

■ Maximum Ratings ($T_a=25^\circ\text{C}$ Unless otherwise specified)

PARAMETER	SYMBOL	UNIT	Conditions	VALUE
Repetitive peak reverse voltage	V_{RRM}	V		30
Reverse voltage	V_R	V	$I_R=0.1\text{mA}$	30
Peak forward surge current	I_{FSM}	A	$t_p=8.3\text{ms}$, half sine	5
Average forward current	I_{FAV}	A	$T_c=90^\circ\text{C}$	0.5
Power Dissipation	P_D	mW		250
Maximum junction temperature	T_j	$^\circ\text{C}$		-55 to +125
Storage temperature range	T_{stg}	$^\circ\text{C}$		-55 to +150

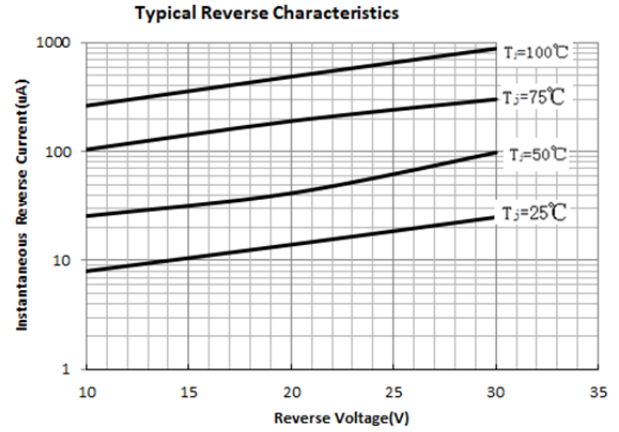
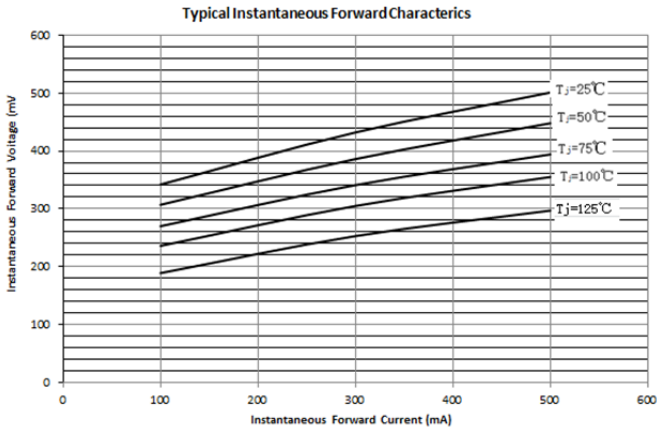
■ Electrical Characteristics ($T_a=25^\circ\text{C}$ Unless otherwise specified)

PARAMETER	SYMBOL	UNIT	Conditions	VALUE
Maximum Forward voltage	V_F	V	$I_F=0.5\text{A}$, $T_j=25^\circ\text{C}$	0.55
Maximum Reverse current	I_R	mA	$V_R=30\text{V}$	0.1
Minimum Breakdown voltage	$V_{(BR)}$	V	$I_R=0.1\text{mA}$	30
Typical Diode capacitance	C_D	pF	$V_R=4\text{V}$, $f=1\text{MHz}$	30

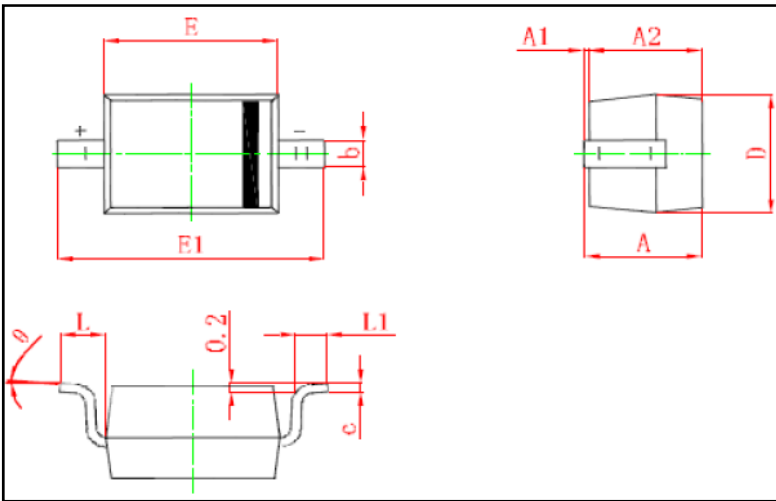
■ Ordering Information (Example)

PREFERED P/N	PACKING CODE	UNIT WEIGHT(g)	MINIMUM PACKAGE(pcs)	INNER BOX QUANTITY(pcs)	OUTER CARTON QUANTITY(pcs)	DELIVERY MODE
B0530WS	F2	Approximate 0.004	3000	30000	120000	7" reel

■ Characteristics (Typical)

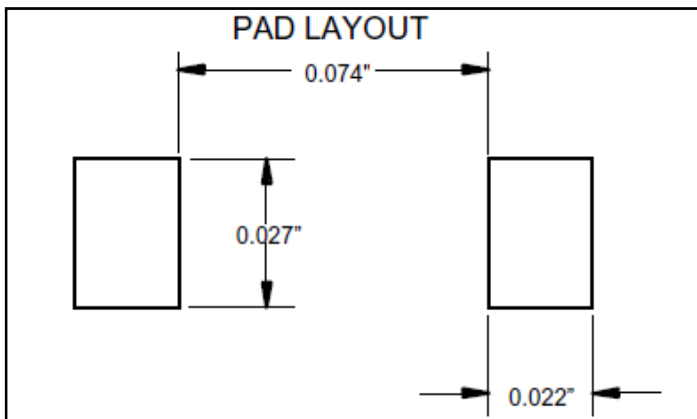


■ Outline Dimensions



Symbol	Min. (mm)	Max. (mm)
A		1.000
A1	0.000	0.100
A2	0.800	0.900
b	0.250	0.400
c	0.080	0.150
D	1.200	1.400
E	1.600	1.800
E1	2.500	2.700
L	0.475REF	
L1	0.250	0.400
θ	0°	8°

■ Soldering Footprint



Unit: inches



B0530WS

Disclaimer

The information presented in this document is for reference only. Yangzhou Yangjie Electronic Technology Co., Ltd. reserves the right to make changes without notice for the specification of the products displayed herein to improve reliability, function or design or otherwise.

The product listed herein is designed to be used with ordinary electronic equipment or devices, and not designed to be used with equipment or devices which require high level of reliability and the malfunction of which would directly endanger human life (such as medical instruments, transportation equipment, aerospace machinery, nuclear-reactor controllers, fuel controllers and other safety devices), Yangjie or anyone on its behalf, assumes no responsibility or liability for any damages resulting from such improper use of sale.

This publication supersedes & replaces all information previously supplied. For additional information, please visit our website <http://www.21yangjie.com> , or consult your nearest Yangjie's sales office for further assistance.