


## Precision Military and Space Qualified Chip Resistors



### MIL-CHIP Series

- Now qualified to MIL-PRF-55342 Space Level T
- Four industry standard sizes available
- MIL-PRF-55342 Characteristics E, H, K, and M
- MIL-PRF-55342 extended reliability levels C, M, P, R, S and T

### MIL-PRF-55342 Qualified Product Listing (QPL)

Style Size	Technology	MIL-PRF-55342 Characteristic	Tolerance	Resistance Range (Ω)	Rated Voltage* (V)	Rated Power (mW)	Reliability Level	Termination Type
Style 11 RM0402	Thin Film PFC Series (TaNFilm®)	E, H, K, M	±0.1%	100R - 30K	30	50	C, M, P, R, S	Type 'B' Sn/Pb solder over nickel barrier
			±1%	49R9 - 29K				
			±2%, ±5%	51R0 - 30K				
			±10%	51R0 - 27K				
Style 12 RM0603	Thin Film PFC Series (TaNFilm®)	E, H, K, M	±0.1%, ±1%	10R0 - 59K	50	100	C, M, P, R, S, T	
			±2%, ±5%, ±10%	10R0- 56K				
Style 06 RM0705	Thin Film PFC Series (TaNFilm®)	E, H, K, M	±0.1%	10R0 - 125K	50	150	C, M, P, R, S, T	
			±1%	10R0- 124K				
			±2%, ±5%, ±10%	10R0- 120K				
Style 07 RM1206	Thin Film PFC Series (TaNFilm®)	E, H, K, M	±0.1%	100R - 500K	100	250	C, M, P, R, S, T	
			±1%	10R0- 499K				
			±2%, ±5%, ±10%	10R0- 470K				

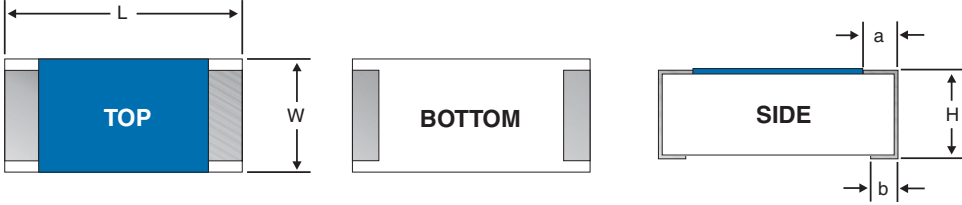
\*Note: Voltage shall not exceed  $\sqrt{P \times R}$ .

#### General Note

TT Electronics reserves the right to make changes in product specification without notice or liability. All information is subject to TT Electronics' own data and is considered accurate at time of going to print.

MIL-CHIP Series

## Physical Data



	L	W	H	a	b
<b>0402</b>	0.040" ±0.002	0.021" ±0.002	0.012" ±0.003	0.008" ±0.002	0.010" ±0.002
<b>0603</b>	0.063" ±0.004	0.031" ±0.004	0.020" ±0.004	0.012" ±0.005	0.015" ±0.005
<b>0805</b>	0.081" ±0.005	0.050" ±0.005	0.020" ±0.006	0.016" ±0.008	0.016" ±0.008
<b>1206</b>	0.126" ±0.006	0.063" ±0.005	0.024" ±0.004	0.016" ±0.008	0.016" ±0.008

## Environmental Data

Environmental Test MIL-PRF-55342	Thin Film Performance	
	MIL-PRF-55342 Characteristic H	Typical IRC ΔR
Thermal Shock	±0.25%	±0.02%
Low Temperature Operation	±0.25%	±0.01%
Short-time Overload	±0.10%	±0.01%
High Temperature Exposure	±0.50%	±0.03%
Resistance to Solder	±0.25%	±0.01%
Moisture Resistance	±0.40%	±0.03%
Life	±2.0%	±0.03%

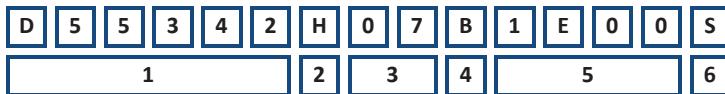
### General Note

TT Electronics reserves the right to make changes in product specification without notice or liability.  
All information is subject to TT Electronics' own data and is considered accurate at time of going to print.

MIL-CHIP Series

## Ordering Procedure

Example: D55342H07B1E00S (Style RM1206, ±50ppm/°C, specification number 07, SnPb termination, 1kΩ, ±1%, failure rate 0.001%/1000 hours)



1 Military Designator		2 Characteristic		3 Specification		4 Termination		5 Value & Tolerance		6 Product Level	
M55342	0402,	E	25ppm/°C	11	0402	B	SnPb	4 character code. Letter code marks decimal position and indicates multiplier and tolerance - see table below.	C	Non-ER	
	0603,	H	50 ppm/°C	12	0603				M	1%/1000hrs	
	0805	K	100 ppm/°C	06	0805				P	0.1%/1000hrs	
D55342	1206	M	300 ppm/°C	07	1206	R	0.01%/1000hrs				
						S	0.001%/1000hrs				
								T	Space level		

Value & Tolerance Code	Multiplier			
	x1	x 1000	x1000,000	
Tolerance	0.1%	A	B	C
	1%	D	E	F
	2%	G	H	T
	5%	J	K	L
	10%	M	N	P

**General Note**

TT Electronics reserves the right to make changes in product specification without notice or liability. All information is subject to TT Electronics' own data and is considered accurate at time of going to print.