

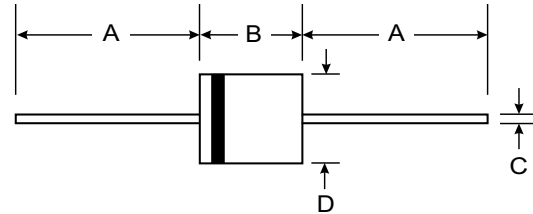
**INACTIVE, NOT
FOR NEW DESIGN,
USE 6A05 - 6A10**

Features

- Diffused Junction
- High Current Capability and Low Forward Voltage Drop
- Surge Overload Rating to 400A Peak
- Low Reverse Leakage Current
- Plastic Material - UL Flammability Classification 94V-0

Mechanical Data

- Case: Molded Plastic
- Terminals: Plated Leads Solderable per MIL-STD-202, Method 208
- Polarity: Cathode Band
- Weight: 2.1 grams (approx)
- Marking: Type Number



R-6		
Dim	Min	Max
A	25.40	—
B	8.60	9.10
C	1.20	1.30
D	8.60	9.10
All Dimensions in mm		

Maximum Ratings and Electrical Characteristics @ T_A = 25°C unless otherwise specified

Single phase, half wave, 60Hz, resistive or inductive load.
For capacitive load, derate current by 20%.

Characteristic	Symbol	6A01	6A02	6A03	6A04	6A05	6A06	6A07	Unit
Peak Repetitive Reverse Voltage	V _{RRM}	50	100	200	400	600	800	1000	V
Working Peak Reverse Voltage	V _{RWM}								
DC Blocking Voltage	V _R								
RMS Reverse Voltage	V _{R(RMS)}	35	70	140	280	420	560	700	V
Average Rectified Output Current (Note 1) @ T _A = 60°C	I _O	6.0							A
Non-Repetitive Peak Forward Surge Current 8.3ms single half sine-wave superimposed on rated load (JEDEC Method)	I _{FSM}	400							A
Forward Voltage @ I _F = 6.0A	V _{FM}	1.0							V
Peak Reverse Current @ T _A = 25°C at Rated DC Blocking Voltage @ T _A = 100°C	I _{RM}	10 1.0							μA mA
Typical Junction Capacitance (Note 2)	C _j	140				70			pF
Typical Thermal Resistance Junction to Ambient	R _{θJA}	15							K/W
Operating and Storage Temperature Range	T _j , T _{STG}	-65 to +150							°C

- Notes: 1. Leads maintained at ambient temperature at a distance of 9.5mm from the case.
2. Measured at 1.0 MHz and applied reverse voltage of 4.0V DC.

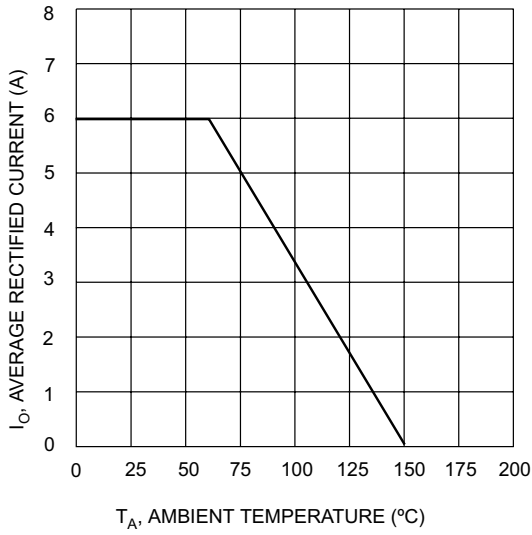


Fig. 1 Forward Current Derating Curve

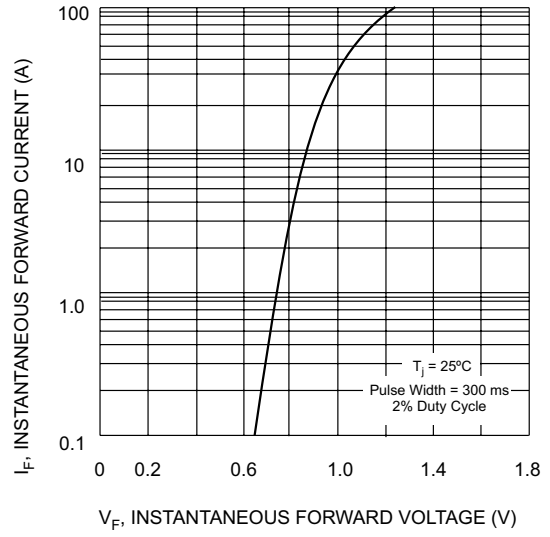


Fig. 2, Typical Forward Characteristics

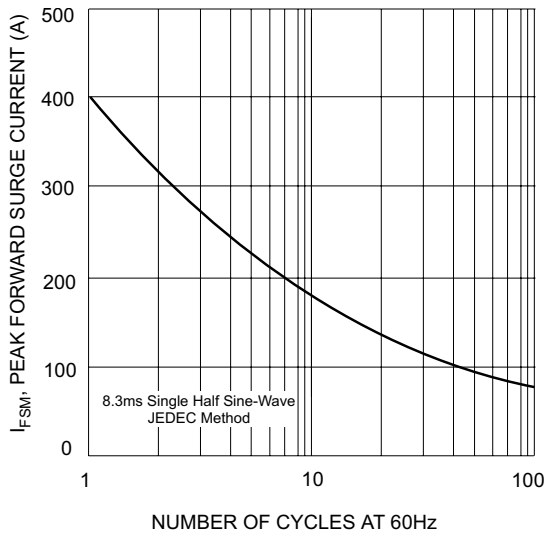


Fig. 3 Maximum Non-Repetitive Peak Forward Surge Current

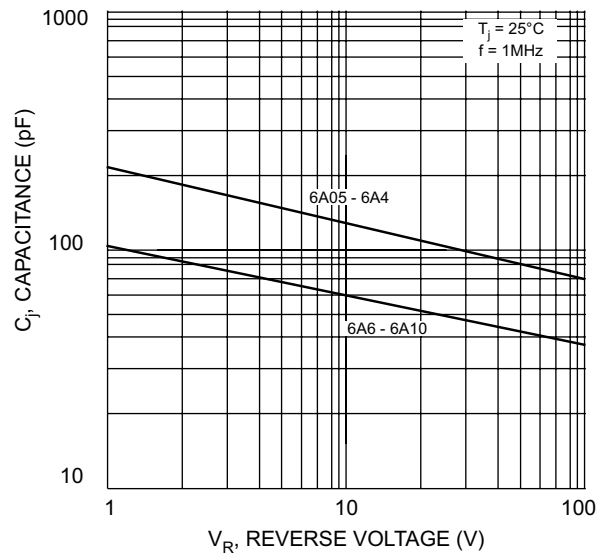


Fig. 4 Typical Junction Capacitance

**INACTIVE, NOT
FOR NEW DESIGN,
USE 6A05 - 6A10**