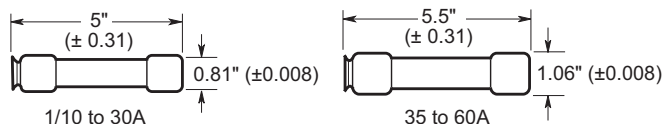


FRS-R – 600Vac/300Vdc, 1/10-60A, Dual Element, Time-Delay Fuses



Dimensions - in



Description: Advanced protection, energy efficient Class RK5 dual element, current-limiting, time-delay fuses with optional open fuse indication on select ratings.

Time-delay – 10 second (minimum) at 500% of rated current.

Catalog Symbol: FRS-R-(amp) (non-indicating)
FRS-R-(amp)ID (indicating)

Ratings:

- Volts – 600Vac, 300Vdc (1/10-30A)
- 600Vac, 250Vdc (35-60A)
- Amps – 1/10-60A
- IR – 200kA Vac RMS Sym.
- 20kA Vdc

Agency Information:

CE, UL Listed, Std. 248-12, Class RK5, Guide JDDZ, File E4273

CSA Certified, C22.2 No. 248.12, Class 1422-02, File 53787

Catalog Numbers (amps) – Non-indicating fuses

FRS-R-1/10	FRS-R-1 1/10	FRS-R-8*
FRS-R-1/8	FRS-R-2	FRS-R-9*
FRS-R-1 5/100	FRS-R-2 1/4	FRS-R-10*
FRS-R-3/10	FRS-R-2 1/2	FRS-R-12*
FRS-R-1/4	FRS-R-2 3/10	FRS-R-15*
FRS-R-3/10	FRS-R-3	FRS-R-17 1/2*
FRS-R-1/2	FRS-R-3 3/10	FRS-R-20*
FRS-R-5/10	FRS-R-3 1/2	FRS-R-25*
FRS-R-3/10	FRS-R-4	FRS-R-30*
FRS-R-3/10	FRS-R-4 1/2	FRS-R-35*
FRS-R-1	FRS-R-5	FRS-R-40*
FRS-R-1 1/8	FRS-R-5 5/10	FRS-R-45*
FRS-R-1 1/4	FRS-R-6*	FRS-R-50*
FRS-R-1 3/10	FRS-R-6 1/4*	FRS-R-60*
FRS-R-1 1/2	FRS-R-7*	
FRS-R-1 5/10	FRS-R-7 1/2*	

* Open fuse indication available by inserting the suffix "ID." E.g., FRS-R-15ID.

Carton Quantity and Weight

Amp Rating	Carton Qty.
1/10-15	10
17 1/2-30	10
35-60	10

Features:

- Provides motor overload, ground fault and short-circuit protection. When used in circuits subject to surge currents such as those caused by motors, transformers and other inductive components, these fuses can be sized close to full-load amps to give maximum overcurrent protection.
- Permits the use of smaller and less costly switches. The time-delay feature makes it possible to use fuse amp ratings which are much smaller than those of non-time delay fuses. Considerable cost saving occurs by permitting the use of smaller size switches, panels and fuses themselves.
- Provides a higher degree of short-circuit protection (greater current-limitation) in circuits in which surge currents or temporary overloads occur.
- Helps protect motors against burnout from overloads
- Gives motor running back-up protection to motors without extra costs
- Helps protect motors against burnout from single phasing on three phase systems
- Simplifies and improves blackout prevention (selective coordination)
- Dual-element fuses can be applied in circuits subject to temporary motor overloads and surge currents to provide both high-performance, short-circuit and overload protection
- The overload element provides protection against low level overcurrent of overloads and will hold an overload which is five times greater than the amp rating of the fuse for a minimum of ten seconds

Recommended Fuse Blocks

Fuse Amps	1-Pole	2-Pole	3-Pole
0-30	R60030-1	R60030-2	R60030-3
35-60	R60060-1	R60060-2	R60060-3

For additional information on the R600 Series of 600 volt fuse blocks, see Data Sheet # 1111.

Fuse Reducers For Class R Fuses

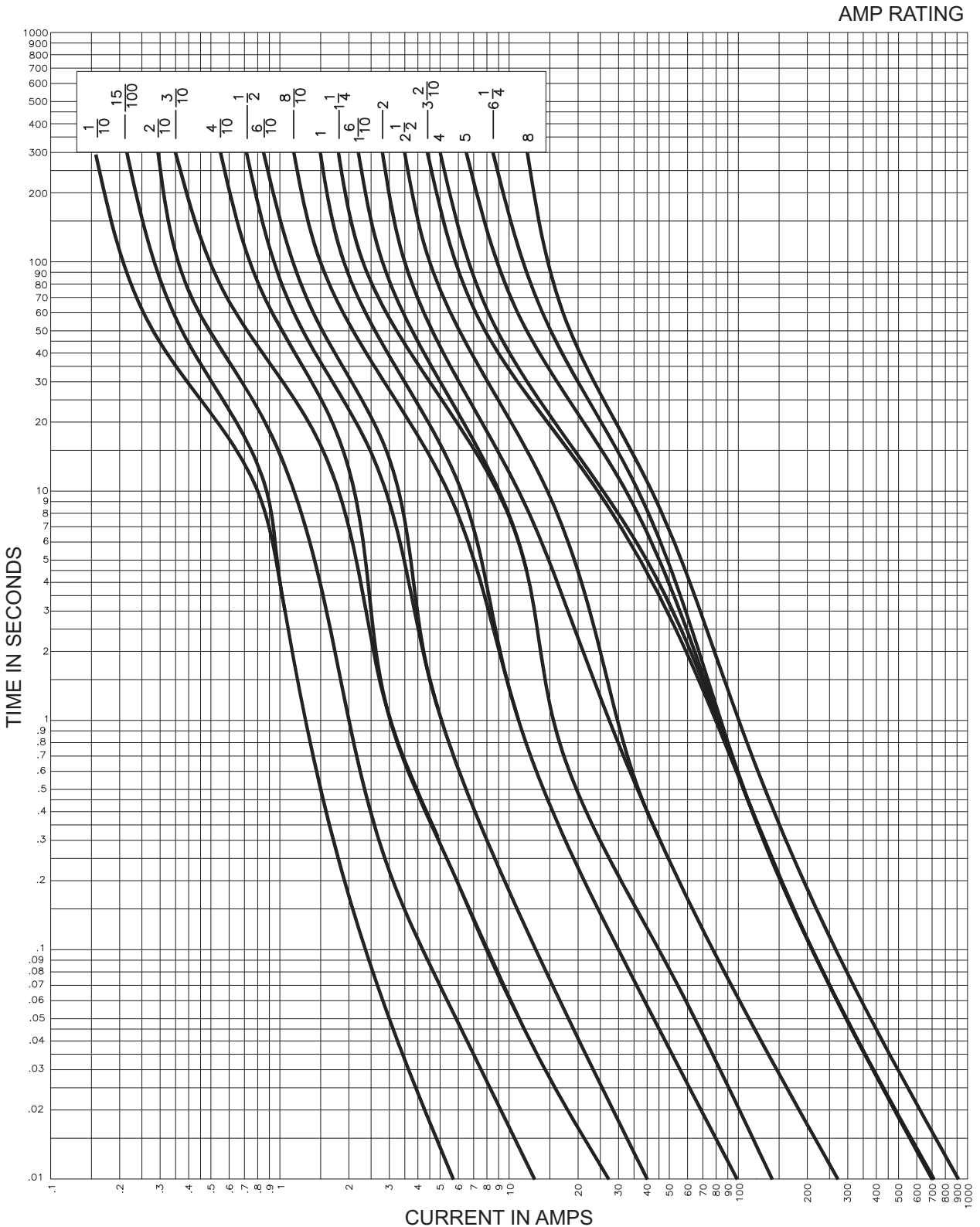
Equipment Fuse Clips	Desired Fuse (Case) Size	Catalog Numbers (Pairs) 600V
60A	30A	NO.663-R
100A	30A	NO.216-R
	60A	NO.616-R
200A	60A	NO.626-R

For additional information on Class R fuse reducers, see Data Sheet # 1118.

FRS-R — 600Vac/300Vdc, 1/10-60A, Dual Element, Time-Delay Fuses

Time-Current Curves - Average Melt

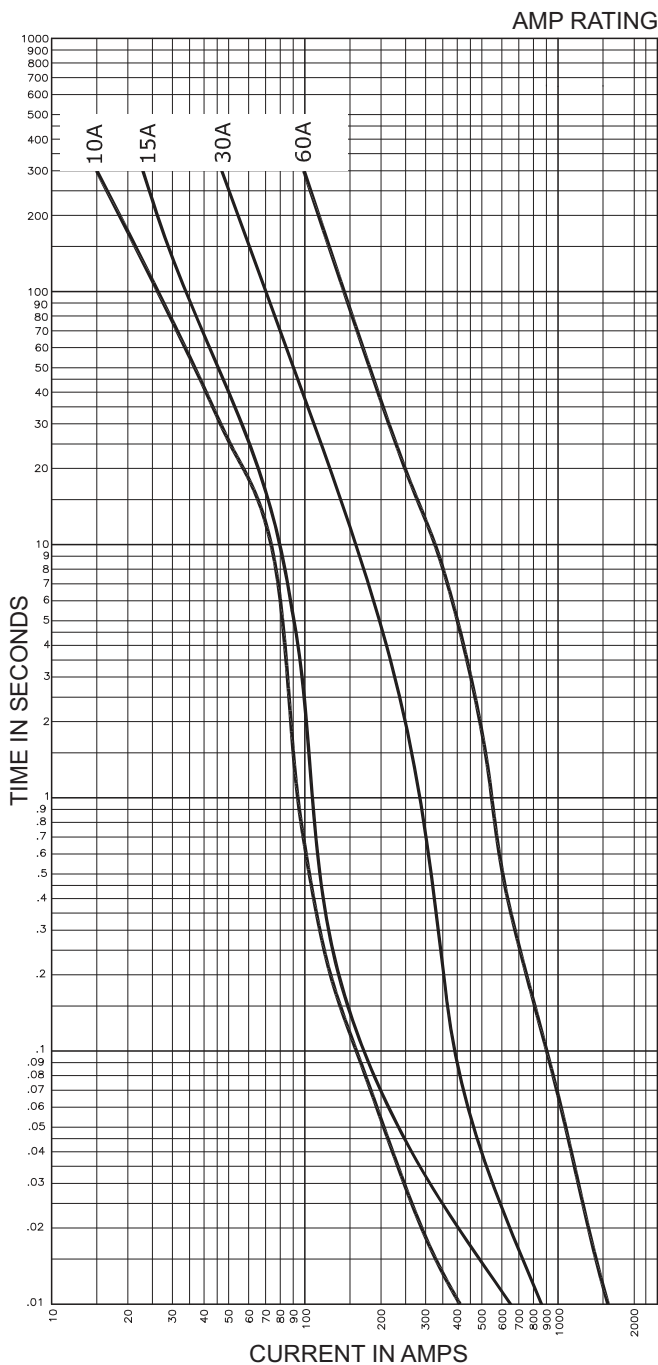
1/10 to 8 Amps



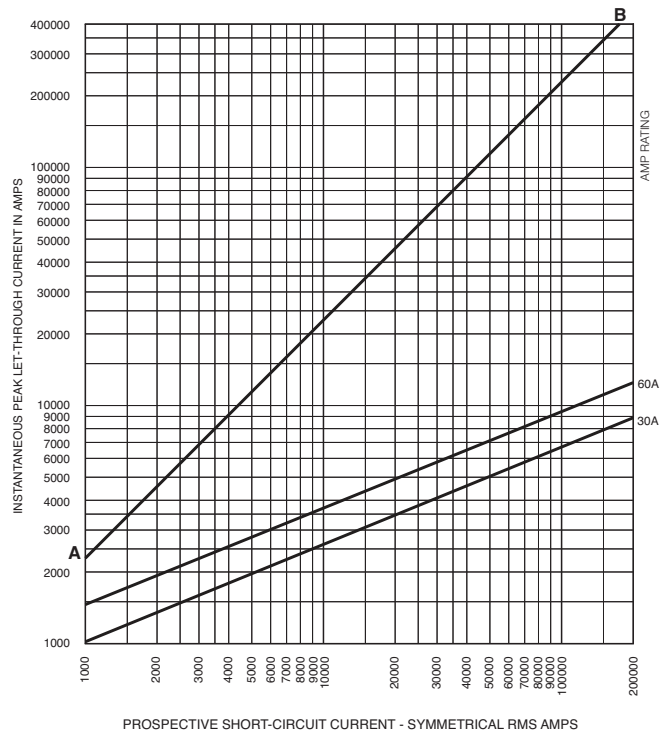
FRS-R – 600Vac/300Vdc, 1/10-60A, Dual Element, Time-Delay Fuses

Time-Current Curves - Average Melt

10 to 60 Amps



Current-Limitation Curves



Current-Limiting Effects

Prop. S.C.C.	Let-Through Current (Apparent RMS Symmetrical Vs. Fuse Rating)	
	30A	60A
5000	1000	1000
10,000	1000	2000
15,000	1000	2000
20,000	2000	2000
25,000	2000	2000
30,000	2000	3000
35,000	2000	3000
40,000	2000	3000
50,000	2000	3000
60,000	2000	3000
70,000	3000	4000
80,000	3000	4000
90,000	3000	4000
100,000	3000	4000
150,000	3000	5000
200,000	4000	6000

The only controlled copy of this Data Sheet is the electronic read-only version located on the Cooper Bussmann Network Drive. All other copies of this document are by definition uncontrolled. This bulletin is intended to clearly present comprehensive product data and provide technical information that will help the end user with design applications. Cooper Bussmann reserves the right, without notice, to change design or construction of any products and to discontinue or limit distribution of any products. Cooper Bussmann also reserves the right to change or update, without notice, any technical information contained in this bulletin. Once a product has been selected, it should be tested by the user in all possible applications.