



Data Sheet

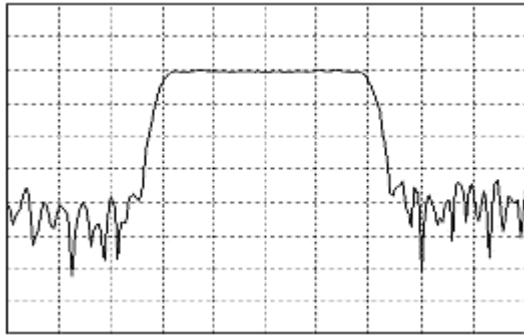


Product Category: IF SAW Filter

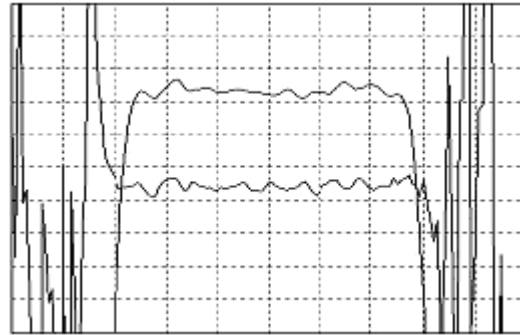
Part Number: 815-IF36.125M-A Package: 15.9 x 5.9 Thru Hole Application: Digital A/V & Broadcasting Last Modified: May 22 2003

TYPE :
36.125 MHz Bandpass Filter
8.0 MHz Bandwidth

PART NUMBER :
815-IF36.125M-A



Horizontal : 2.0 MHz/Div
Vertical : 10 dB/Div



Horizontal : 1.4 MHz/Div
Vertical : 1 dB/Div
Vertical : 100 ns/Div

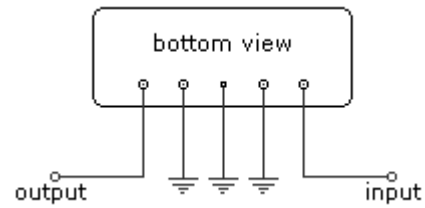
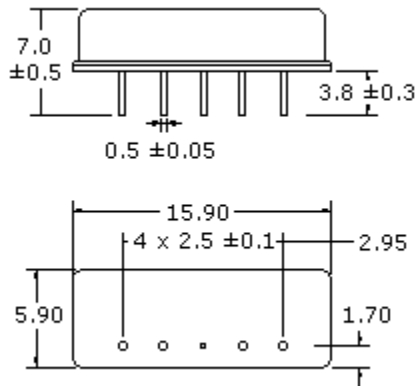
OPERATING CONDITIONS / ELECTRICAL CHARACTERISTICS

PARAMETERS	Minimum	Typical	Maximum	Units
Center Frequency	36.06	36.125	36.19	MHz
Insertion Loss (Input Voltage : 8V)	-	15.5	17.0	dB
3 dB Bandwidth	8.0	8.02	-	MHz
30 dB Bandwidth	-	9.44	9.50	MHz
Lower Sidelobe (25.0 ~ 31.2 MHz)	35	36.4	-	dB
Upper Sidelobe (41.0 ~ 50.0 MHz)	32	34.4	-	dB
Passband Ripple	-	0.52	0.8	dB
Group Delay Variation	-	55	80	nsec
Absolute Delay (at Fo)	-	1.33	-	µsec
Temperature Coefficient	-	-72	-	ppm/K

* Custom SAW IF Filters available. Contact Oscilent for assistance.

PACKAGE OUTLINE (mm)

TEST FIXTURE



Source Impedance = 50 ohms
Load Impedance = 2 Kohms / 3pF

Oscilent Corporation - CALL **949.252.0522**

17962 Sky Park Circle, Building D, Irvine, CA 92614, USA
Fax: 949.252.0599, E-Mail: Sales@Oscilent.com

Part No.: 815-IF36.125M-A

Crystal Oscillators | Quartz Crystal | TCXO | VCXO | IF SAW Filter | RF SAW Filter | Ceramic Resonator
Crystal Filter | Ceramic Filter | SAW Filter / SAW Devices | Site Map