



6 dB Fixed Attenuator, SMA Male to SMA Female Copper Body Rated to 2 Watts From 0.009 MHz to 6 GHz

RF Fixed Attenuators Technical Data Sheet

PE70A1011

Features

- 9 kHz to 6 GHz Frequency Range
- Attenuation 6±0.5 dB
- Max Power 2 Watts (CW)
- Return Loss < -30 dB

Applications

- Instrumentation
- Precision measurements
- Prototyping and characterization
- Production systems

Description

Pasternack carries a wide range of fixed attenuators with a broad selection of attenuation levels, frequency ranges, and power dissipation ranges. RF microwave attenuators (also known as RF pads) lower the amplitude of a signal (attenuate) a known amount and can be used in a wide variety of applications. These attenuator pads are used when a signal needs to be reduced to protect measurement equipment or other circuitry, to extend the range of power meters and amplifiers, and to impedance match circuits by reducing the VSWR seen by adjacent components. RF attenuators can prevent signal overload in amplifiers, receivers and detectors, adjusting the signal level to a range that is optimal.

Few RF components are as commonly used as fixed coaxial attenuators, and Pasternack carries one of the largest in-stock varieties and ships them same day. The 6 dB Fixed Attenuator PE70A1011 is rated to 2 Watts and operates from 9 KHz to 6 GHz. The versatile coaxial package uses SMA male to SMA female connectors and is also REACH and RoHS compliant.

Electrical Specifications

Description	Minimum	Typical	Maximum	Units
Frequency Range	9KHz		6	GHz
Impedance		50		Ohms
Nominal Attenuation		6		dB
Attenuation Accuracy			±0.5	dB
Return Loss			-30	dB
Input Power, CW			2	Watts

Specifications by Frequency

Description	F1	F2	F3	F4	F5	Units
Range	9KHz to 3	3 to 6				GHz
Attenuation Accuracy, Typ	±0.15	±0.25				dB
Attenuation Accuracy, Max	±0.3	±0.5				dB

Click the following link (or enter part number in "SEARCH" on website) to obtain additional part information including price, inventory and certifications: [6 dB Fixed Attenuator, SMA Male to SMA Female Copper Body Rated to 2 Watts From 0.009 MHz to 6 GHz PE70A1011](#)



6 dB Fixed Attenuator, SMA Male to SMA Female Copper
 Body Rated to 2 Watts From 0.009 MHz to 6 GHz

RF Fixed Attenuators Technical Data Sheet

PE70A1011

Mechanical Specifications

Size

Length	1.216 in [30.89 mm]
Width/Diameter	0.366 in [9.3 mm]
Weight	0.019 lbs [8.62 g]
Body Material and Plating	Copper

Configuration

Design	Fixed
Package Style	Connectorized Module

Connectors

Description	Connector 1	Connector 2
Type	SMA Male	SMA Female
Hex Size	5/16 inch	

Environmental Specifications

Compliance Certifications (visit www.Pasternack.com for current document)

RoHS Compliant	
REACH Compliant	12/17/2015

Plotted and Other Data

Notes:

- Data measurements start from 9 kHz to 6 GHz

Click the following link (or enter part number in "SEARCH" on website) to obtain additional part information including price, inventory and certifications: [6 dB Fixed Attenuator, SMA Male to SMA Female Copper Body Rated to 2 Watts From 0.009 MHz to 6 GHz PE70A1011](#)

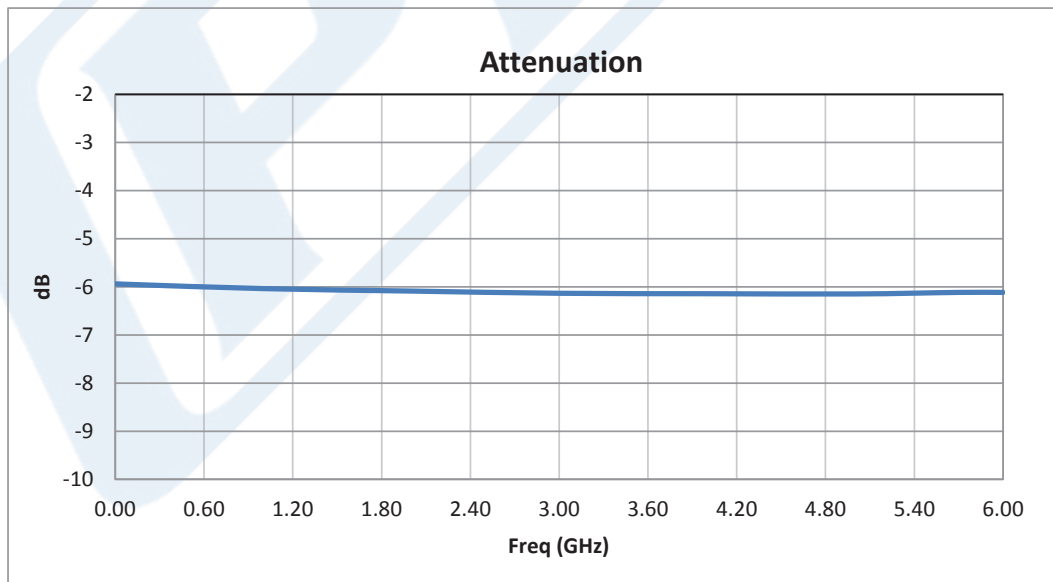
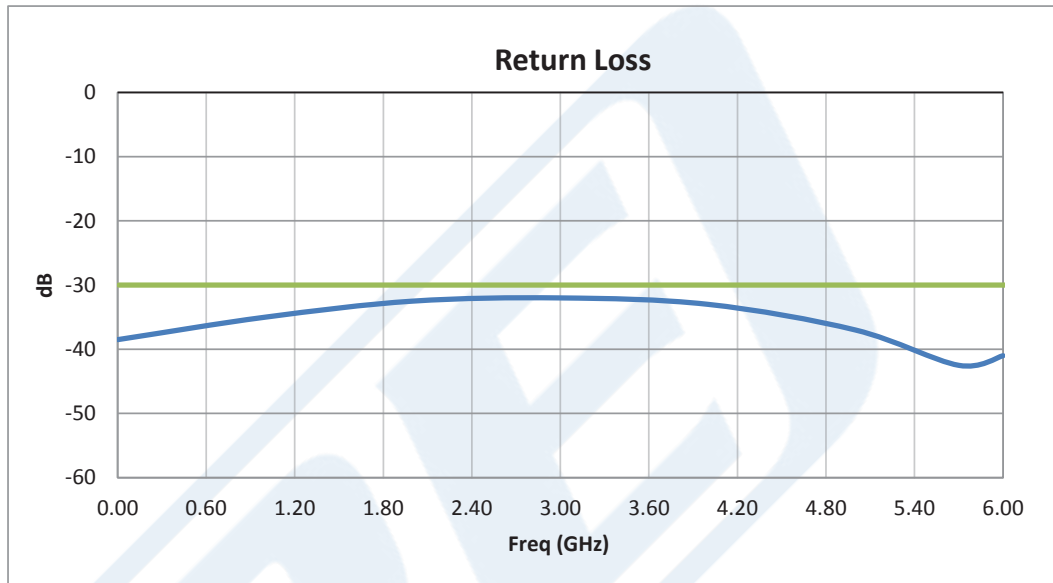


6 dB Fixed Attenuator, SMA Male to SMA Female Copper
Body Rated to 2 Watts From 0.009 MHz to 6 GHz

RF Fixed Attenuators Technical Data Sheet

PE70A1011

Typical Performance Data



Click the following link (or enter part number in "SEARCH" on website) to obtain additional part information including price, inventory and certifications: [6 dB Fixed Attenuator, SMA Male to SMA Female Copper Body Rated to 2 Watts From 0.009 MHz to 6 GHz PE70A1011](#)





6 dB Fixed Attenuator, SMA Male to SMA Female Copper
Body Rated to 2 Watts From 0.009 MHz to 6 GHz

RF Fixed Attenuators Technical Data Sheet

PE70A1011

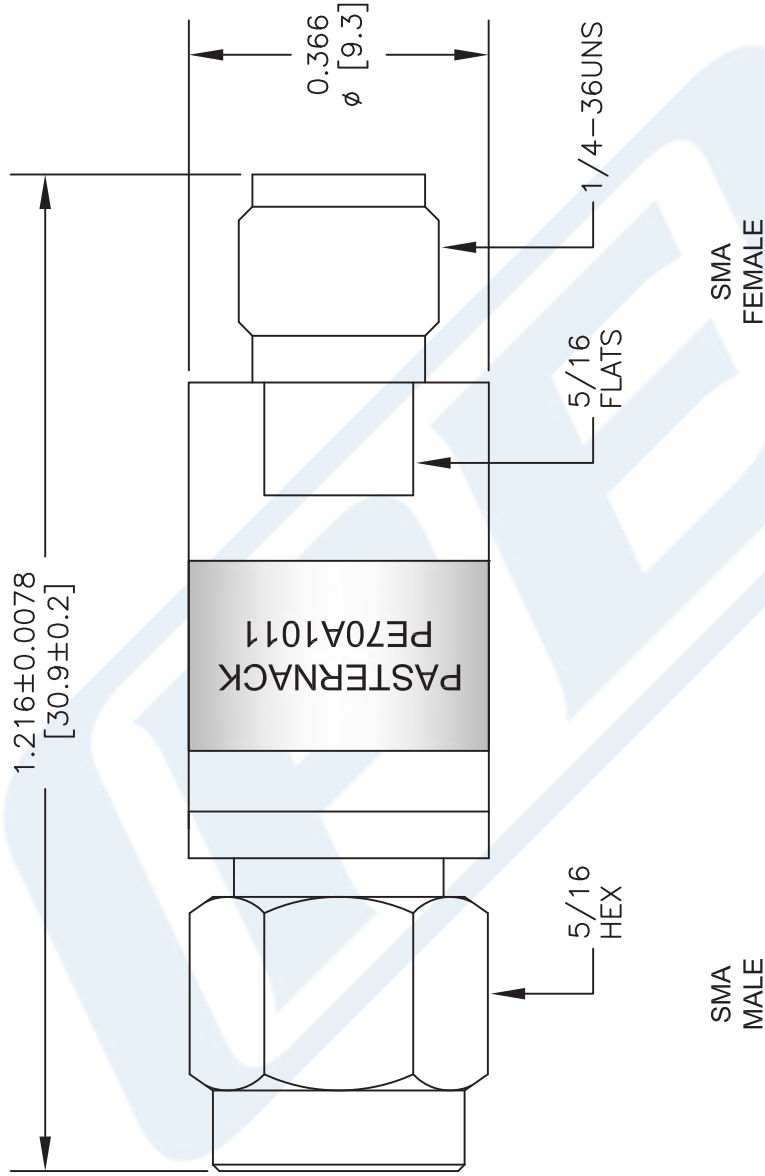
6 dB Fixed Attenuator, SMA Male to SMA Female Copper Body Rated to 2 Watts From 0.009 MHz to 6 GHz from Pasternack Enterprises has same day shipment for domestic and International orders. Our RF, microwave and millimeter wave products maintain a 99% availability and are part of the broadest selection in the industry.

Click the following link (or enter part number in "SEARCH" on website) to obtain additional part information including price, inventory and certifications: [6 dB Fixed Attenuator, SMA Male to SMA Female Copper Body Rated to 2 Watts From 0.009 MHz to 6 GHz PE70A1011](http://www.pasternack.com/6db-fixed-sma-male-sma-female-2-watts-attenuator-pe70a1011-p.aspx)

URL: <http://www.pasternack.com/6db-fixed-sma-male-sma-female-2-watts-attenuator-pe70a1011-p.aspx>

PE70A1011 CAD Drawing

6 dB Fixed Attenuator, SMA Male to SMA Female Copper
Body Rated to 2 Watts From 0.009 MHz to 6 GHz



GENERAL TOLERANCES	
0.039-0.158	±0.0055
0.158-0.630	±0.0059
0.630-2.480	±0.0078
>2.480	±0.0118

*STANDARD TOLERANCES APPLY ONLY TO DIMENSIONS IN INCHES



Pasternack Enterprises, Inc.
P.O. Box 16759 | Irvine | CA | 92623
Phone: (949) 261-1920 | Fax: (949) 261-7451
Website: www.pasternack.com | E-Mail: sales@pasternack.com

DWG TITLE

PE70A1011

FSCM NO. 53919

NOTES:
1. UNLESS OTHERWISE SPECIFIED ALL DIMENSIONS ARE NOMINAL.
2. ALL SPECIFICATIONS ARE SUBJECT TO CHANGE WITHOUT NOTICE AT ANY TIME.
3. DIMENSIONS ARE IN INCHES [mm].

CAD FILE 022916

SCALE N/A

SIZE A

3045