

POWER MAGNETICS
8-Line Filter

PM01102

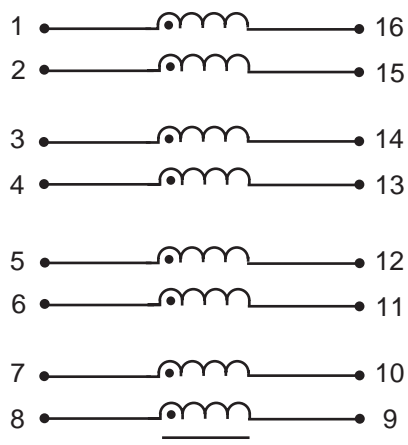
- Operating temperature range 0° to +70° C

ELECTRICAL SPECIFICATIONS at 25° C

Part Number	Inductance μH nom per winding	Current mA max	DCR Ω max
0571-4000-01	28	100	100

SCHEMATIC

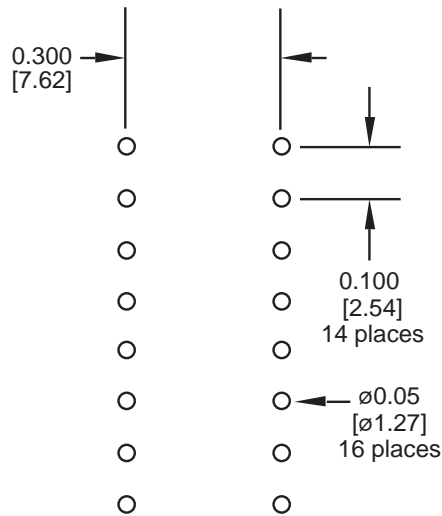
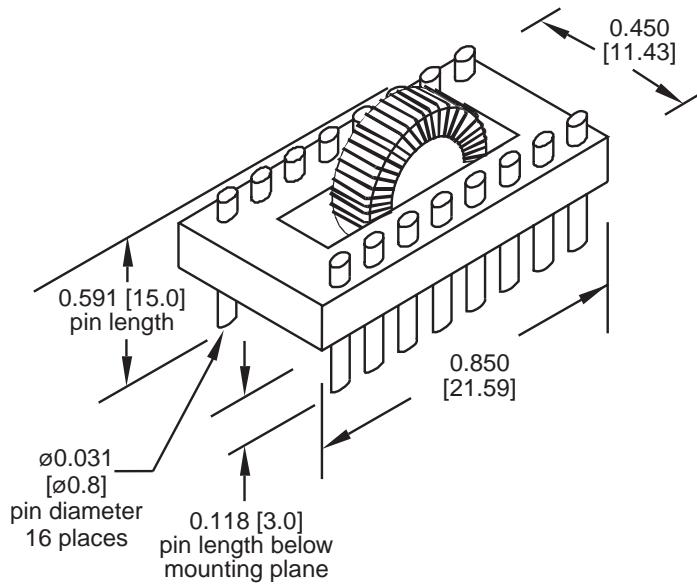
0571-4000-01



PM01102

MECHANICAL

0571-4000-01



Suggested PCB
Pad Layout

Dimensions are in inches [millimeters].
Standard dimension tolerance is ± 0.005 [0.13] unless otherwise noted.

©2001 Bel Fuse Inc. Specifications subject to change without notice. 09.01

CORPORATE

Bel Fuse Inc.
206 Van Vorst Street
Jersey City, NJ 07302
Tel 201-432-0463
Fax 201-432-9542
www.belfuse.com

FAR EAST

Bel Fuse Ltd.
8F / 8 Luk Hop Street
San Po Kong
Kowloon, Hong Kong
Tel 852-2328-5515
Fax 852-2352-3706
www.belfuse.com

EUROPE

Bel Fuse Europe Ltd.
Preston Technology Management Centre
Marsh Lane, Suite G7, Preston
Lancashire, PR1 8UD, U.K.
Tel 44-1772-556601
Fax 44-1772-888366
www.belfuse.com