

●Application

Voltage regulation

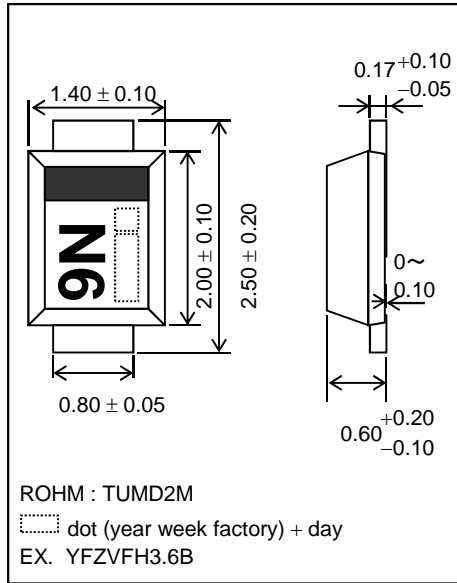
●Features

- 1) Small power mold type (TUMD2M)
- 2) High reliability
- 3) By chip-mouter, automatic mouting is possible.

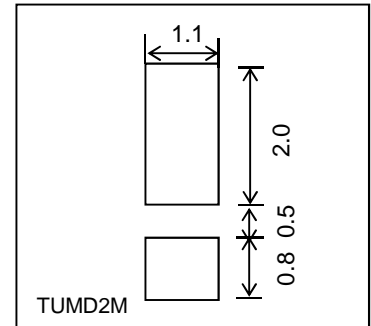
●Construction

Silicon epitaxial planar

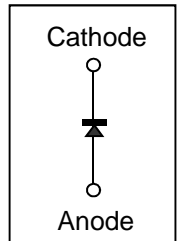
●Dimensions (Unit : mm)



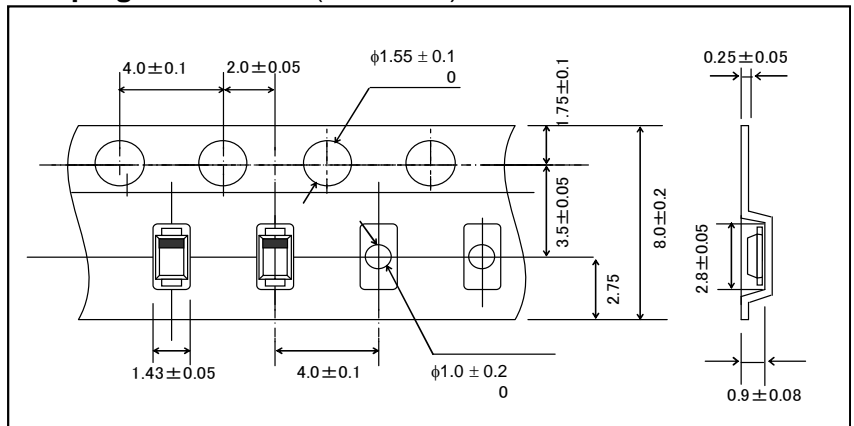
●Land size figure (Unit : mm)



●Structure



●Taping dimensions (Unit : mm)



●Absolute maximum ratings ( $T_a = 25^\circ\text{C}$ )

Parameter	Symbol	Limits	Unit
Power dissipation (*)	P	500	mW
Junction temperature	$T_j$	150	$^\circ\text{C}$
Storage temperature	$T_{\text{stg}}$	-55 to +150	$^\circ\text{C}$
Operating temperature	$T_{\text{opr}}$	-55 to +150	$^\circ\text{C}$

(\*) Device mounted on glass-epoxy board(50x50mm, t=1.6mm) Solder land (10x10mm)

●Electrical characteristics (T<sub>a</sub>= 25°C)

TYP.	Symbol						
	Zener voltage : V <sub>Z</sub> (V)			Dynamic Impedance : Z <sub>Z</sub> (Ω)		Reverse current : I <sub>R</sub> (μA)	
	MIN.	MAX.	I <sub>Z</sub> (mA)	MAX.	I <sub>Z</sub> (mA)	MAX.	V <sub>R</sub> (V)
YFZV 2.0B	2.020	2.200	20	140	20	120	0.5
YFZV 2.2B	2.220	2.410	20	120	20	120	0.7
YFZV 2.4B	2.430	2.630	20	100	20	120	1.0
YFZV 2.7B	2.690	2.910	20	100	20	100	1.0
YFZV 3.0B	3.010	3.220	20	80	20	50	1.0
YFZV 3.3B	3.320	3.530	20	70	20	20	1.0
YFZV 3.6B	3.600	3.845	20	60	20	10	1.0
YFZV 3.9B	3.890	4.160	20	50	20	5	1.0
YFZV 4.3B	4.170	4.430	20	40	20	5	1.0
YFZV 4.7B	4.550	4.800	20	25	20	5	1.0
YFZV 5.1B	4.940	5.200	20	20	20	5	1.5
YFZV 5.6B	5.450	5.730	20	13	20	5	2.5
YFZV 6.2B	5.960	6.270	20	10	20	5	3.0
YFZV 6.8B	6.490	6.830	20	8	20	2	3.5
YFZV 7.5B	7.070	7.450	20	8	20	0.5	4.0
YFZV 8.2B	7.780	8.190	20	8	20	0.5	5.0
YFZV 9.1B	8.570	9.010	20	8	20	0.5	6.0
YFZV 10B	9.410	9.900	20	8	20	0.2	7.0
YFZV 11B	10.500	11.050	10	10	10	0.2	8.0
YFZV 12B	11.440	12.030	10	12	10	0.2	9.0
YFZV 13B	12.550	13.210	10	14	10	0.2	10
YFZV 15B	13.890	14.620	10	16	10	0.2	11
YFZV 16B	15.250	16.040	10	18	10	0.2	12
YFZV 18B	16.820	17.700	10	23	10	0.2	13
YFZV 20B	18.630	19.590	10	28	10	0.2	15
YFZV 22B	20.640	21.710	5	30	5	0.2	17
YFZV 24B	22.610	23.770	5	35	5	0.2	19
YFZV 27B	24.970	26.260	5	45	5	0.2	21
YFZV 30B	27.700	29.130	5	55	5	0.2	23
YFZV 33B	30.320	31.880	5	65	5	0.2	25
YFZV 36B	32.790	34.490	5	75	5	0.2	27
YFZV 39B	35.360	37.190	5	85	5	0.2	30

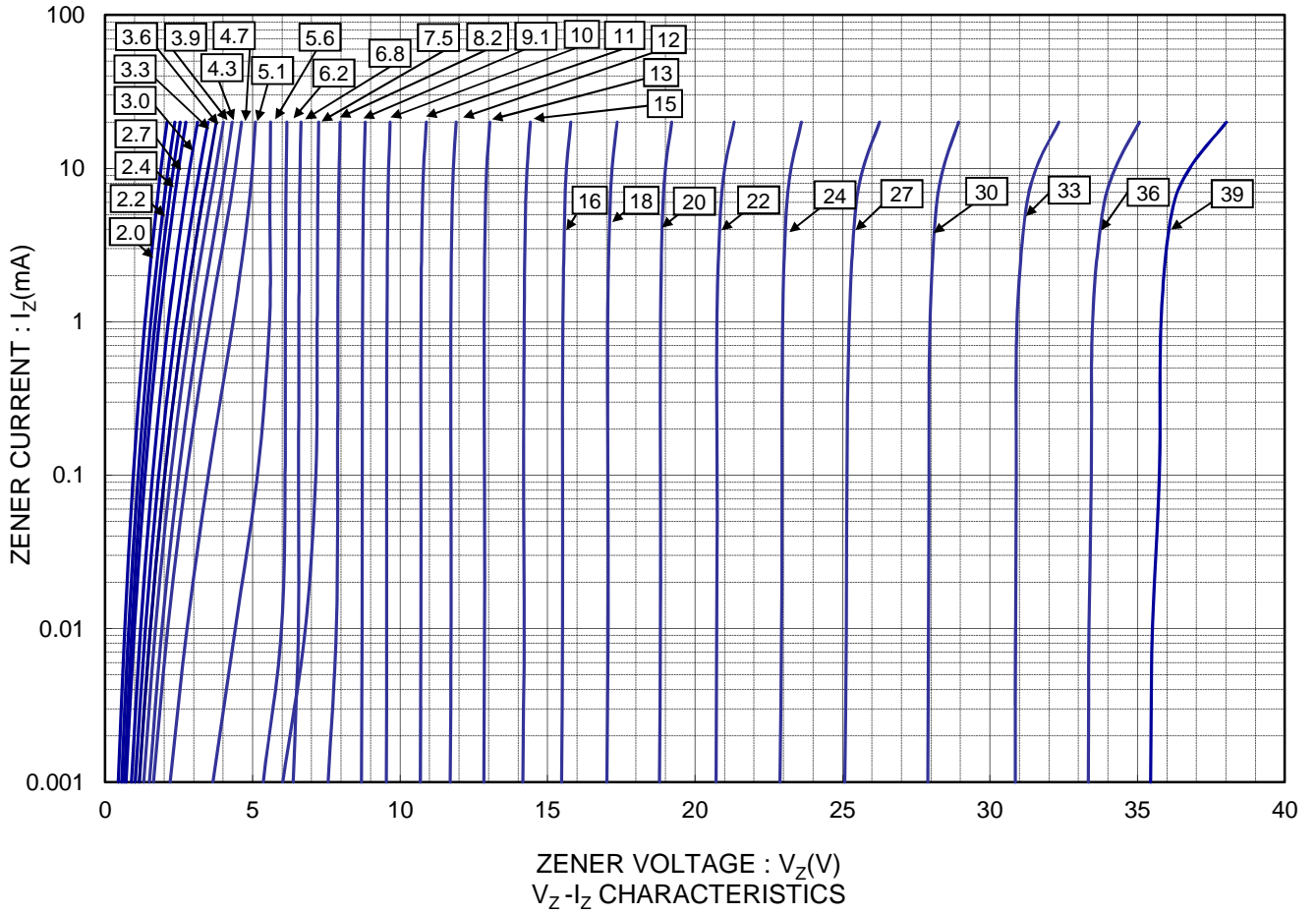
(1) The zener voltage(V<sub>Z</sub>) is measured 40ms after power is supplied.

(2) The Dynamic Impedance(Z<sub>Z</sub>) are measured by superimposing a minute alternating current on the regulated current(I<sub>Z</sub>)

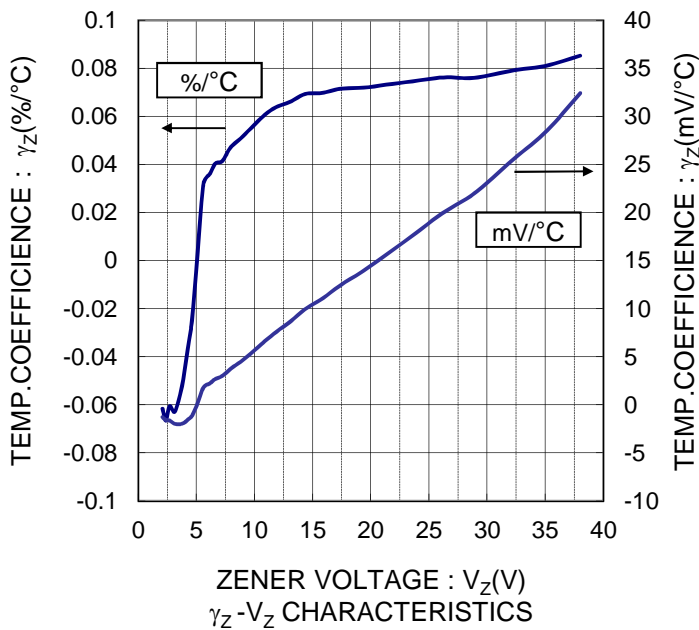
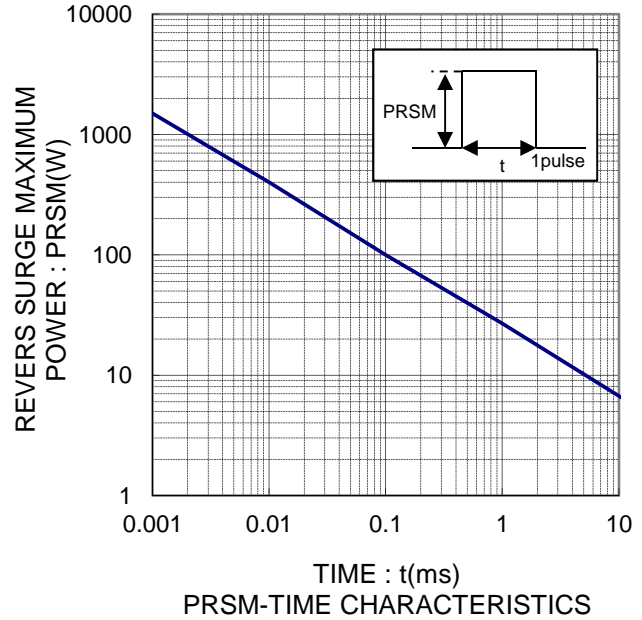
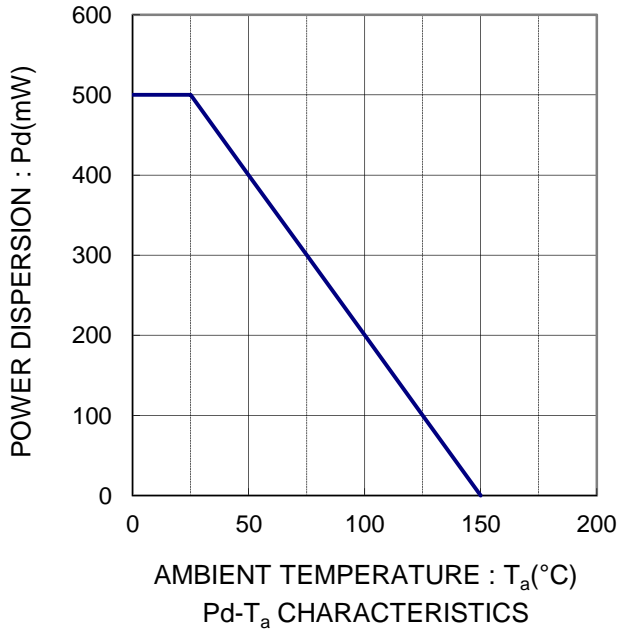
## ●MARKING (TYPE NO.)

TYPE	TYPE NO.	TYPE	TYPE NO.
YFZV 2.0B	N 1	YFZV 9.1B	N G
YFZV 2.2B	N 4	YFZV 10B	N H
YFZV 2.4B	N 5	YFZV 11B	N J
YFZV 2.7B	N 3	YFZV 12B	N K
YFZV 3.0B	N 4	YFZV 13B	N L
YFZV 3.3B	N 5	YFZV 15B	N M
YFZV 3.6B	N 6	YFZV 16B	N N
YFZV 3.9B	N 7	YFZV 18B	N P
YFZV 4.3B	N 8	YFZV 20B	N Q
YFZV 4.7B	N 9	YFZV 22B	N R
YFZV 5.1B	N A	YFZV 24B	N S
YFZV 5.6B	N B	YFZV 27B	N T
YFZV 6.2B	N C	YFZV 30B	N U
YFZV 6.8B	N D	YFZV 33B	N V
YFZV 7.5B	N E	YFZV 36B	N W
YFZV 8.2B	N F	YFZV 39B	N X

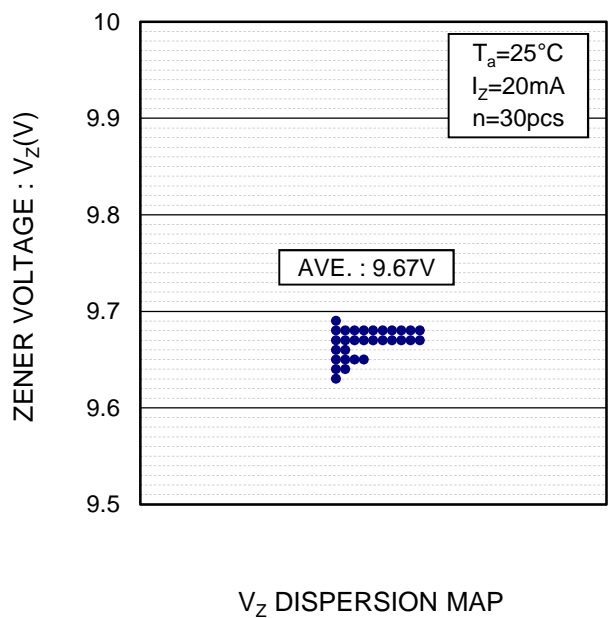
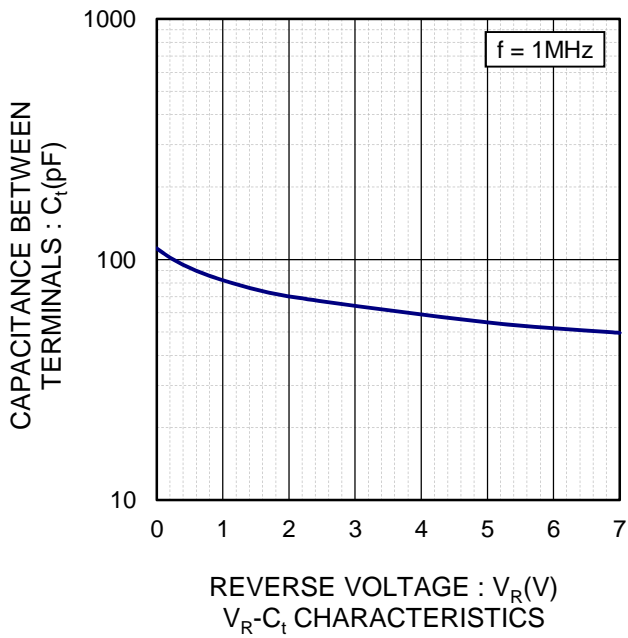
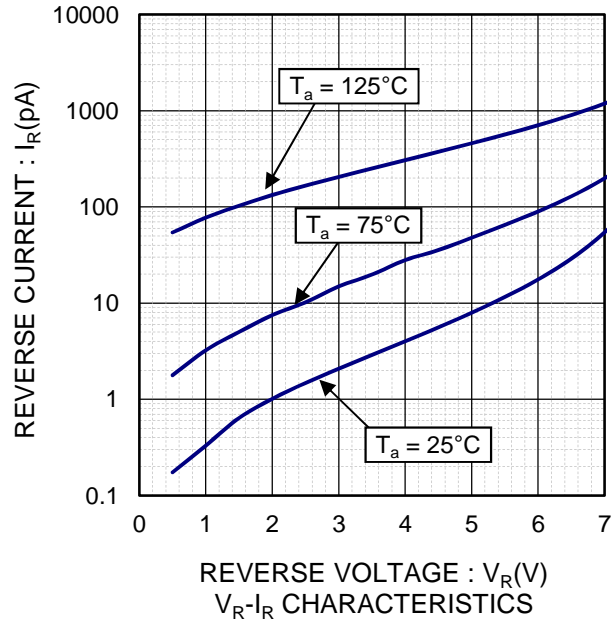
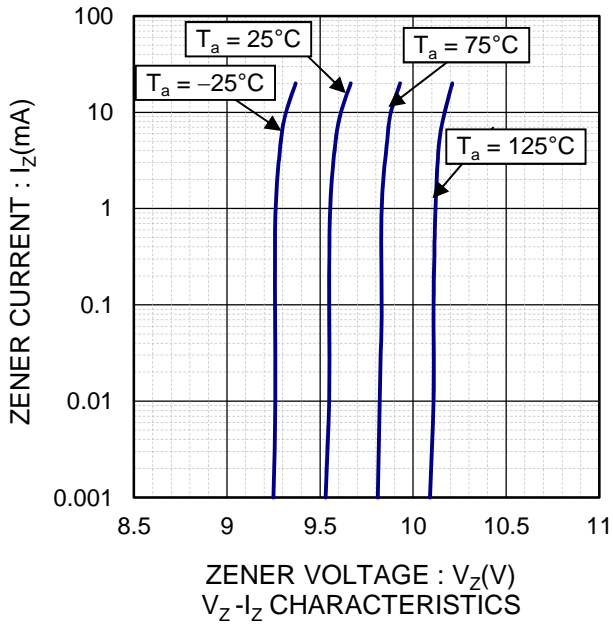
●Electrical characteristic curves



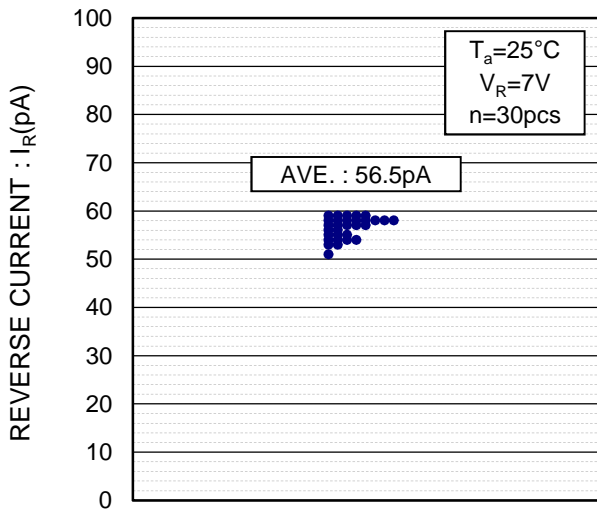
●Electrical characteristic curves



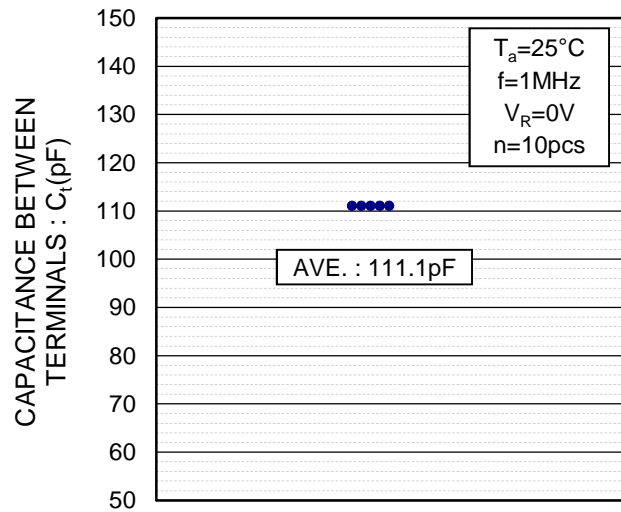
●Electrical Characteristic Curves



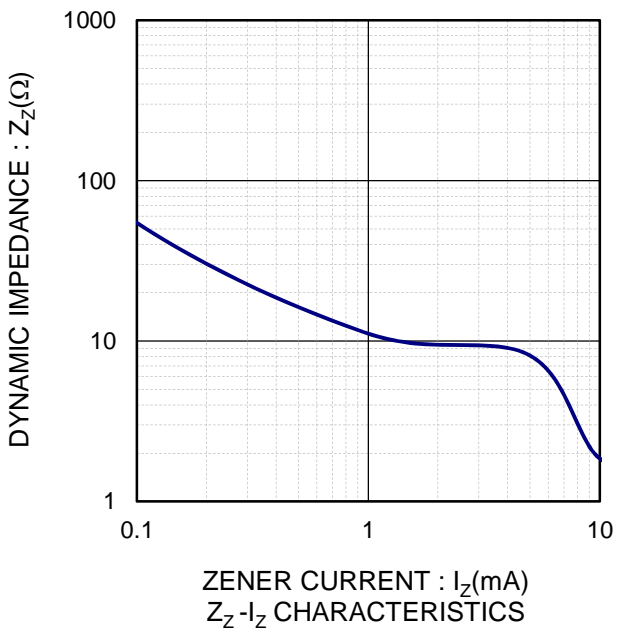
●Electrical Characteristic Curves



$I_R$  DISPERSION MAP



$C_t$  DISPERSION MAP



## Notes

- 1) The information contained herein is subject to change without notice.
- 2) Before you use our Products, please contact our sales representative and verify the latest specifications :
- 3) Although ROHM is continuously working to improve product reliability and quality, semiconductors can break down and malfunction due to various factors.  
Therefore, in order to prevent personal injury or fire arising from failure, please take safety measures such as complying with the derating characteristics, implementing redundant and fire prevention designs, and utilizing backups and fail-safe procedures. ROHM shall have no responsibility for any damages arising out of the use of our Products beyond the rating specified by ROHM.
- 4) Examples of application circuits, circuit constants and any other information contained herein are provided only to illustrate the standard usage and operations of the Products. The peripheral conditions must be taken into account when designing circuits for mass production.
- 5) The technical information specified herein is intended only to show the typical functions of and examples of application circuits for the Products. ROHM does not grant you, explicitly or implicitly, any license to use or exercise intellectual property or other rights held by ROHM or any other parties. ROHM shall have no responsibility whatsoever for any dispute arising out of the use of such technical information.
- 6) The Products are intended for use in general electronic equipment (i.e. AV/OA devices, communication, consumer systems, gaming/entertainment sets) as well as the applications indicated in this document.
- 7) The Products specified in this document are not designed to be radiation tolerant.
- 8) For use of our Products in applications requiring a high degree of reliability (as exemplified below), please contact and consult with a ROHM representative : transportation equipment (i.e. cars, ships, trains), primary communication equipment, traffic lights, fire/crime prevention, safety equipment, medical systems, servers, solar cells, and power transmission systems.
- 9) Do not use our Products in applications requiring extremely high reliability, such as aerospace equipment, nuclear power control systems, and submarine repeaters.
- 10) ROHM shall have no responsibility for any damages or injury arising from non-compliance with the recommended usage conditions and specifications contained herein.
- 11) ROHM has used reasonable care to ensure the accuracy of the information contained in this document. However, ROHM does not warrant that such information is error-free, and ROHM shall have no responsibility for any damages arising from any inaccuracy or misprint of such information.
- 12) Please use the Products in accordance with any applicable environmental laws and regulations, such as the RoHS Directive. For more details, including RoHS compatibility, please contact a ROHM sales office. ROHM shall have no responsibility for any damages or losses resulting from non-compliance with any applicable laws or regulations.
- 13) When providing our Products and technologies contained in this document to other countries, you must abide by the procedures and provisions stipulated in all applicable export laws and regulations, including without limitation the US Export Administration Regulations and the Foreign Exchange and Foreign Trade Act.
- 14) This document, in part or in whole, may not be reprinted or reproduced without prior consent of ROHM.



Thank you for your accessing to ROHM product informations.  
More detail product informations and catalogs are available, please contact us.

## ROHM Customer Support System

<http://www.rohm.com/contact/>