

PRODUCT NUMBER
75844-YXX-XXLF

WHEN REQUIRED, ADD SUFFIX LETTER "LF"
INDICATES THE PRODUCT IS RoHS COMPLIANT
& COMPATIBLE, SEE NOTE 8

TOTAL NB OF POSITIONS 04 TO 72

PLATING:

PIN STYLE SEE SHEET 2

1 = 0.76µm FULL GOLD/GXT, OVER 1.27µm Ni MIN

3 = 3.81µm FULL TIN/LEAD OVER 1.27µm Ni MIN.

WHEN "LF" IS REQUIRED, 2µm MATTE TIN OVER

1.27µm MIN NICKEL IS PROVIDED INSTEAD OF TIN-LEAD

6 = 0.76µm FULL GXT (PdNi), WITH GOLD FLASH, OVER 1.27µm Ni MIN

8 = 0.38µm FULL GOLD/GXT, OVER 1.27µm Ni MIN

NOTES:

1. HOUSING MAT'L : HIGH TEMPERATURE THERMOPLASTIC
FLAME RETARDANT PER UL94-V0, COLOR BLACK.

2. PIN MATERIAL : PHOSPHOR BRONZE.

3. DIM 1.27^{+0.03}_{-0.13} FOR MOULDED SIDE(S)
ONLY. IF SIDE(S) ARE BROKEN, DIM 1.02
TO 1.7 MAX APPLIES.

4. PIN PUSH OUT FORCE : 12N MIN.

5. PRODUCT PACKAGED IN POLY BAGS.

6. TO DETERMINE DIMENSIONS :
N = NUMBER OF POSITIONS
EXAMPLE : 8 POS N x 2.54 = 20.32mm

7. FOR STANDARD SELECTIVE GOLD PLATED
PRODUCTS, SEE DRAWING 77313.

8. RoHS COMPATIBLE PRODUCT SPECIFICATIONS

a - SUFFIX "LF" IS ADDED JUST FOR EASY
LEADFREE IDENTIFICATION FOR PLATING VERSION 1 & 8.

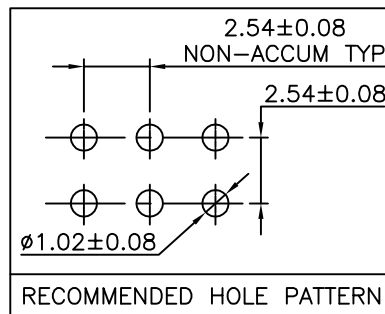
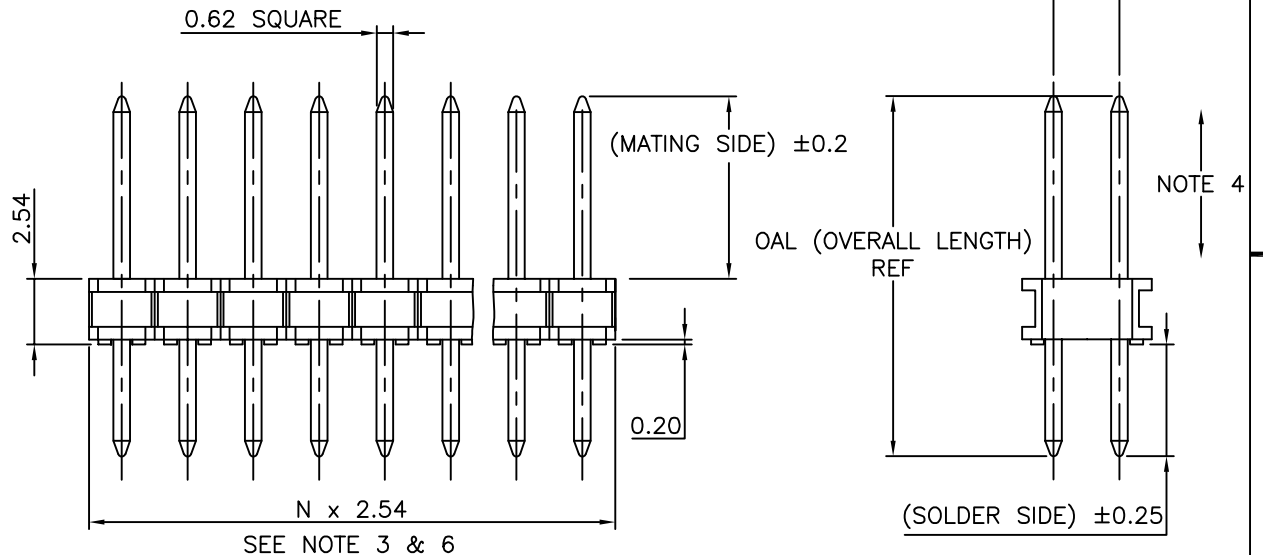
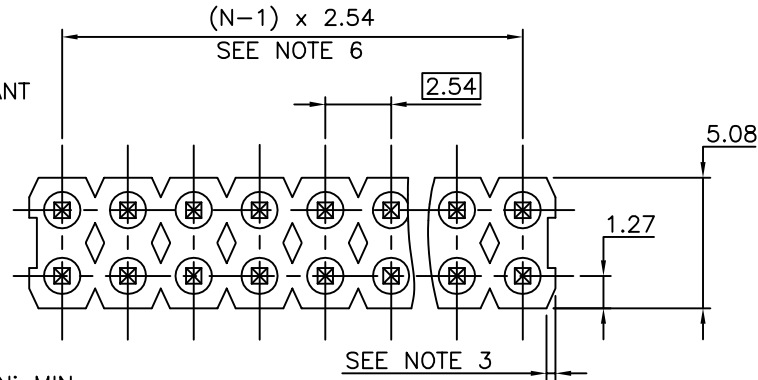
b - MANUFACTURING PROCESS COMPATIBILITY

- THE HOUSING WILL WITHSTAND EXPOSURE TO
260°C ±5°C SOLDER BATH TEMPERATURE FOR
5 SECONDS IN A WAVE SOLDER APPLICATION
WITH A 1.6mm MIN THICK CIRCUIT BOARD.

c - LABELING:

- MEETS PACKAGING SPECS AS PER GS-14-920

d - LEGAL STATEMENT: SEE GS-22-008



mat'l. code		surface		tolerance		projection		product family	
SEE P/N		ISO 1302		ISO 406 ISO 1101		mm		BERGSTIK	
ltr	ecn no	dr	date	tolerances unless otherwise specified		mm		title	
BP	F06-0169	LMU	06.04.21	angles	.x ±0.3	mm		HEADER STR	
BR	F06-0196	LMU	06.06.20	linear	.xx ±0.15	mm		DOUBLE ROW	
BS	F07-0103	LMU	07.01.05		.xxx ±0.05	scale 5:1		dwg no	
BT	F08-0148	JCO	08.05.27	dr	COMPAGNON J	95.07.10		sheet 1 of 3	
BU	F10-0210	LMU	10.09.14	enfr	JMC	95.07.10		size	
BN	F05-0186	LMU	05.05.24	appd	JMC	95.07.10		75844	
sheet index	revision sheet	BU	BG	BF				type CUSTOMER Drawing	
		1	2	3				A3	

APPLICATION SPECIFIC			
PIN STYLE	MATING	SOLDER	OAL
01	5.72	2.54	10.8
02	5.84	3.43	11.81
03	5.72	5.08	13.34
04	5.72	7.62	15.88
05	5.72	10.16	18.42
06	5.72	12.7	20.96
07	5.72	15.24	23.5
08	5.72	17.78	26.04
09	5.72	20.32	28.58
10	5.72	22.86	31.12
11	5.72	5.97	14.22
12	5.72	8.51	16.76
13	5.72	11.05	19.3
14	5.72	16.13	24.38
15	8.51	2.54	13.59
16	8.51	5.51	16.56
17	8.51	10.59	21.64
18	5.72	3.05	11.3
19	12.83	3.05	18.42
20	15.37	3.05	20.96

APPLICATION SPECIFIC			
PIN STYLE	MATING	SOLDER	OAL
21	20.45	3.05	26.04
22	7.75	3.05	13.34
24	7.21	3.05	12.8
25	8.51	3.18	14.22
26	15.57	2.84	20.96
27	6.6	2.67	11.81
28	6.6	4.19	13.34
29	17.53	3.43	23.5
30	22.61	3.43	28.58
31	8.2	2.84	13.59
32	2.41	3.05	8
33	1.6	29.38	33.52
34	12.21	2.9	17.65
35	25.21	3.37	31.12
36	11.5	12	26.04
38	30	0.98	33.52
39	1.6	31.58	35.72
40	10.29	3.05	15.88
41	9.1	3.34	14.98
42	13.25	3.3	19.09

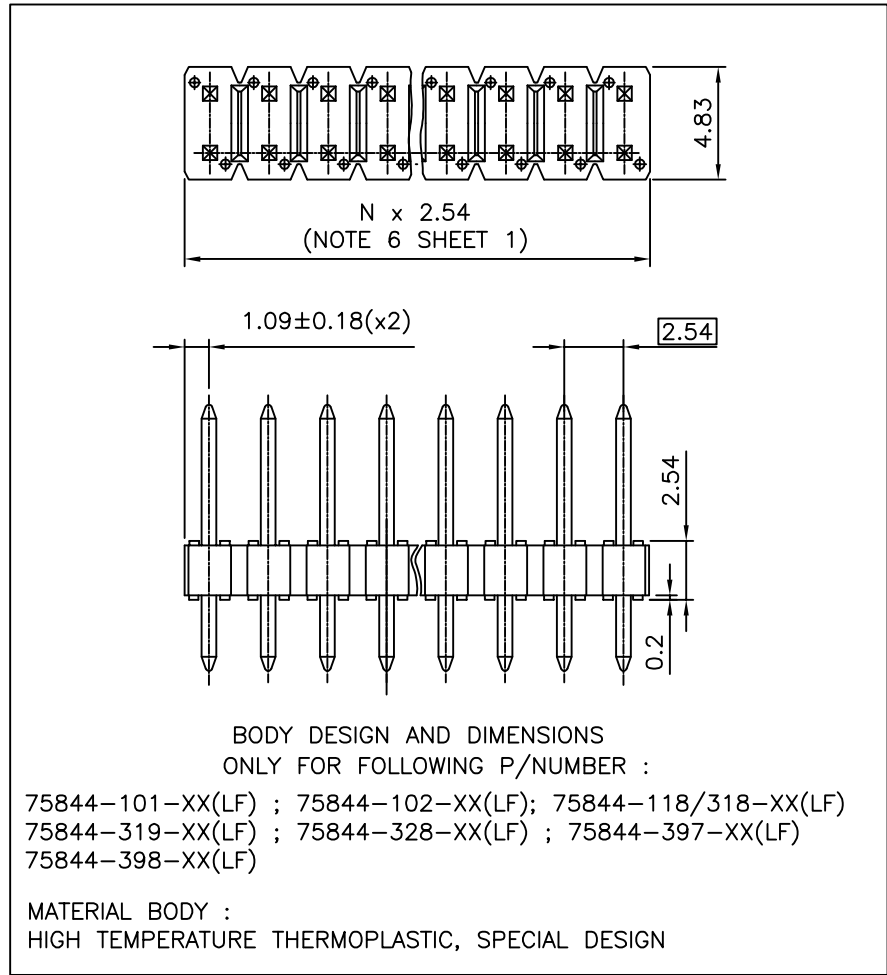
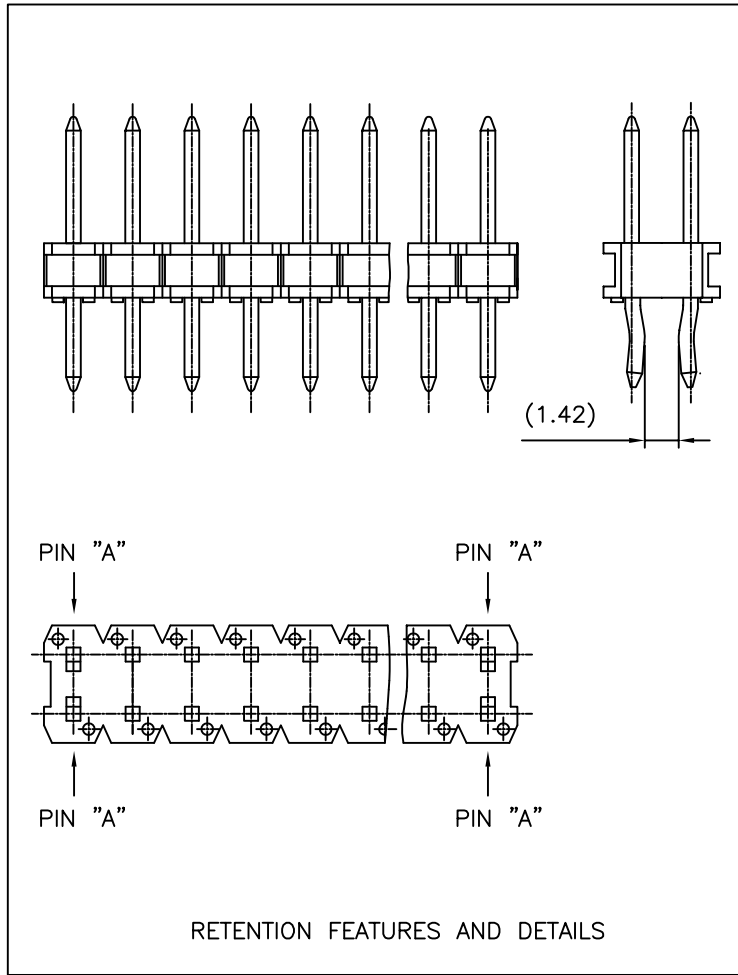
APPLICATION SPECIFIC			
PIN STYLE	MATING	SOLDER	OAL
43	13.02	13.02	28.58
48	5.84	2.42	10.8
49	1.5	27.08	31.12
50	5.84	3.12	11.5
52	9.5	3.05	15.09
56	5.72	3.05	11.3
58	14.47	3.05	20.06
70	6.54	3.5	12.57
79	3.3	3.3	9.14
82	19.27	4.23	26.04
92	17.45	3	23
94	4.79	3	10.33
95	27.58	1	31.12
98	13.28	2.6	18.42
AA	5.84	3.43	11.81
AB	12.83	3.05	18.42
AC	6.60	4.19	13.34
AD	13.28	2.60	18.42
AE	5.84	1.95	10.33
AF	24.46	3.00	29.98
AG	6.00	6.00	14.47



FCIconnect.com

Copyright FCI

mat'l. code		surface <input checked="" type="checkbox"/> ISO 1302 <input type="checkbox"/> ISO 406 <input type="checkbox"/> ISO 1101		tolerance <input type="checkbox"/> tolerances unless otherwise specified		projection		product family BERGSTIK		
ltr	ecn no	dr	date	angles		linear		title		
BG	F10-0210	LMU	10.09.17					HEADER STR DOUBLE ROW		
BB	F20116	DLE	02.01.16					scale 1:1		
BC	F20301	LMU	02.04.22	dr	COMPAGNON J	95.07.10	dwg no		sheet 2 of -	size
BD	F05-0186	LMU	05.05.24	enr	JMC	95.07.10	75844		A3	
BE	F06-0169	LMU	06.04.21	chr			FCI			
BF	F06-0196	LMU	06.06.20	appd	JMC	95.07.10	type		CUSTOMER	Drawing
sheet index	revision sheet									



- NOTES:
- 1 - PART NUMBER 75844-YXXRXX(LF)
 - 2 - PINS "A" AND "B" USED FOR RETENTION.
 - 3 - DIRECTION OF RETENTION SHOWN BY ARROWS.
 - 4 - RETENTION VERSION ONLY AVAILABLE WHEN DIM "B" IS 2.9mm UP TO 3.5mm..
- "R" INDICATES A RETENTION HEADER.

mat'l. code		surface		tolerance		projection		product family	
		ISO 1302		ISO 406 ISO 1101		mm		BERGSTIK	
ltr		ecn no		date		mm		title	
AY		F00809		LMU 00.10.03		linear		HEADER STR	
BA		F10518		LMU 01.09.12		.x ±0.3		DOUBLE ROW	
BB		F20116		DLE 02.01.16		.xx ±0.15		dwg no	
						.xxx ±0.05		sheet 3 of - size	
BC		F20607		LMU 03.12.03		COMPAGNON J		75844	
BD		F03079		LMU 03.04.04		enr JMC		A3	
BE		F05-0186		LMU 05.05.24		chr		type	
BF		F06-0196		LMU 06.06.20		appd JMC		CUSTOMER Drawing	
sheet index		revision sheet							