


Si PIN photodiode

S2744/S3588-08, -09

Large area sensors for scintillation detection



Features

- Higher sensitivity and low dark current than conventional type
- Sensitivity matching with BGO and CsI (TI) scintillators
- High quantum efficiency QE=85 % ($\lambda=540$ nm)
- Low capacitance
- High-speed response
- High stability
- Good energy resolution

Applications

- Scintillation detectors
- Calorimeters
- Hodoscopes
- TOF counters
- Air shower counters
- Particle detectors, etc.

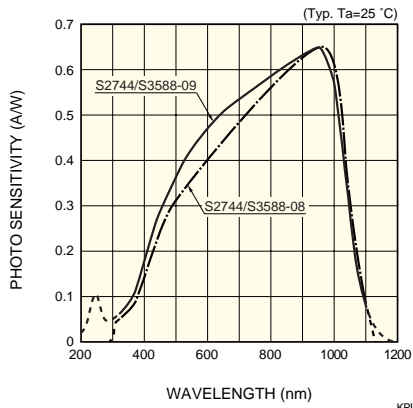
■ General ratings / Absolute maximum ratings

Type No.	Dimensional outline	Window material	Active area (mm)	Depletion layer thickness (mm)	Absolute maximum ratings			
					Reverse voltage V_R Max.	Power dissipation P (mW)	Operating temperature T_{opr} (°C)	Storage temperature T_{stg} (°C)
S2744-08	①	Epoxy resin	10 × 20	0.3	100	100	-20 to +60	-20 to +80
S2744-09		Window-less						
S3588-08	②	Epoxy resin	3 × 30					
S3588-09		Window-less						

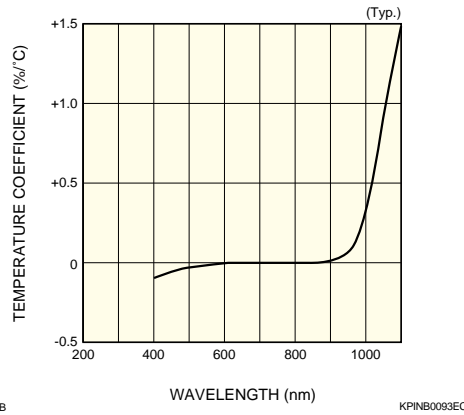
■ Electrical and optical characteristics (Typ. $T_a=25$ °C, unless otherwise noted)

Type No.	Spectral response range λ (nm)	Peak sensitivity wavelength λ_p (nm)	Photo sensitivity S				Short circuit current I_{sc} 100 lx (μ A)	Dark current I_D $V_R=70$ V		Temp. coefficient of I_D T_{CID} (times/°C)	Cut-off Frequency f_c $V_R=70$ V (MHz)	Terminal capacitance C_t $f=1$ MHz $V_R=70$ V (pF)	NEP $V_R=70$ V ($W/Hz^{1/2}$)
			$\lambda=\lambda_p$ (A/W)	LSO 420 nm (A/W)	BGO 480 nm (A/W)	CsI(Tl) 540 nm (A/W)		Typ.	Max.				
S2744-08	320 to 1100	960	0.66	0.20	0.30	0.36	200	3	10	1.12	25	85	4.7×10^{-14}
S2744-09			0.66	0.22	0.33	0.41							
S3588-08			0.66	0.20	0.30	0.36	90	3	10	1.12	40	40	
S3588-09			0.66	0.22	0.33	0.41							

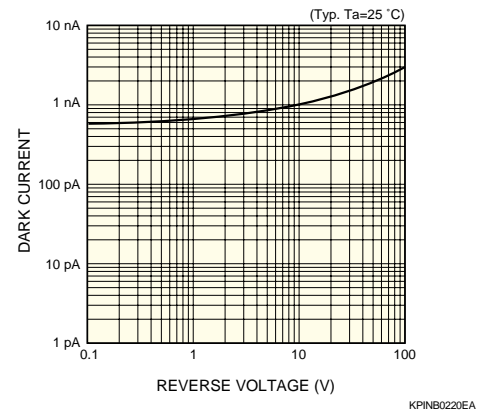
■ Spectral response



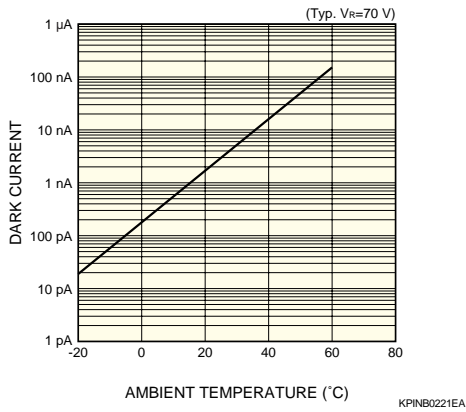
■ Photo sensitivity temperature characteristic



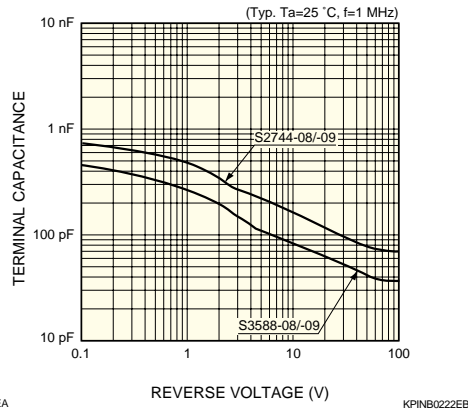
■ Dark current vs. reverse voltage



■ Dark current vs. ambient temperature

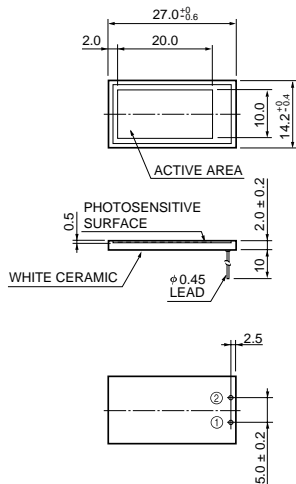


■ Terminal capacitance vs. reverse voltage



■ Dimensional outlines (unit: mm)

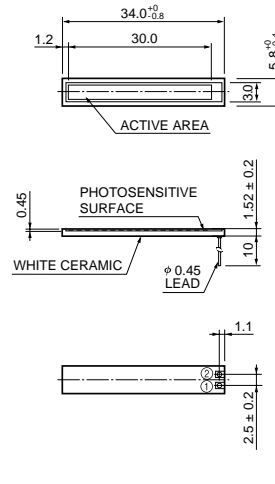
① S2744-08/-09



The coating resin may extend a maximum of 0.1 mm beyond the upper surface of the package.

KPINA0039EB

② S3588-08/-09



The coating resin may extend a maximum of 0.1 mm beyond the upper surface of the package.

KPINA0042EB

HAMAMATSU

Information furnished by HAMAMATSU is believed to be reliable. However, no responsibility is assumed for possible inaccuracies or omissions. Specifications are subject to change without notice. No patent rights are granted to any of the circuits described herein. ©2006 Hamamatsu Photonics K.K.

HAMAMATSU PHOTONICS K.K., Solid State Division

1126-1 Ichino-cho, Higashi-ku, Hamamatsu City, 435-8558 Japan, Telephone: (81) 53-434-3311, Fax: (81) 53-434-5184, www.hamamatsu.com

U.S.A.: Hamamatsu Corporation: 360 Foothill Road, P.O.Box 6910, Bridgewater, N.J. 08807-0910, U.S.A., Telephone: (1) 908-231-0960, Fax: (1) 908-231-1218

Germany: Hamamatsu Photonics Deutschland GmbH: Arzbergerstr. 10, D-82211 Herrsching am Ammersee, Germany, Telephone: (49) 08152-3750, Fax: (49) 08152-2658

France: Hamamatsu Photonics France S.A.R.L.: 19, Rue du Saule Trapu, Parc du Moulin de Massy, 91882 Massy Cedex, France, Telephone: 33-(1) 69 53 71 00, Fax: 33-(1) 69 53 71 10

United Kingdom: Hamamatsu Photonics UK Limited: 2 Howard Court, 10 Tewin Road, Welwyn Garden City, Hertfordshire AL7 1BW, United Kingdom, Telephone: (44) 1707-294888, Fax: (44) 1707-325777

North Europe: Hamamatsu Photonics Norden AB: Smidesvägen 12, SE-171 41 Solna, Sweden, Telephone: (46) 8-509-031-00, Fax: (46) 8-509-031-01

Italy: Hamamatsu Photonics Italia S.R.L.: Strada della Moia, 1/E, 20020 Arese, (Milano), Italy, Telephone: (39) 02-935-81-733, Fax: (39) 02-935-81-741