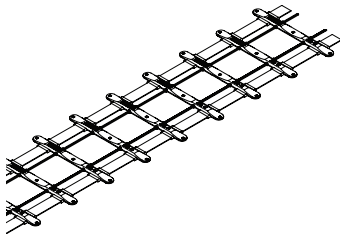


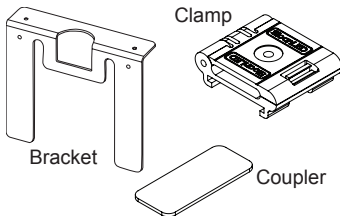
# SignBOX II

## LED illumination for single or double-sided sign boxes

Easy to install—flexible and firm—SignBOX™ II creates the perfect grid of light for optimum even illumination. Designed for new or retrofit sign cabinets with depths over 5 inches. Available in single-sided and double-sided options.




- 6500 K is now 17% brighter
- Bright, even illumination
- Illuminates 5 inches from face
- Mounted on flexible straps for easy installation
- Constant Current Technology (CCT)



## Specifications


<b>Part number</b>	Single-sided	6500 K	701946-6WS201
	Single-sided	5000 K	701946-5WS201
	Double-sided	6500 K	701946-6WD201
	Double-sided	5000 K	701946-5WD201
<b>Dimensions L × W × H</b>	8.5 in × 1.0 in × 0.3 in 60 modules per 20 ft chain		
<b>Viewing angle</b>	120°		
<b>LEDs per module</b>	Single-sided	3	
	Double-sided	6	
<b>Modules per foot</b>	3		
<b>Coverage per row</b>	12 in		
<b>Optimal light throw</b>	5 to 12 inches from face		
<b>Operating temperature</b>	-40° C to +70° C		
<b>Protection class</b>	IP66		
<b>Special feature</b>	Cuttable in 4 inch increments		
<b>Power per module</b>	Single-sided	0.90 W	
	Double-sided	1.80 W	
<b>Efficacy</b>	6500 K	117 lm/W	
	5000 K	100 lm/W	
<b>Power capacity</b>	Per SloanLED 60 W 12 VDC power supply		
	Single-sided	60 modules	
	Double-sided	30 modules	
<b>Fastening</b>	Clamps with mechanical fasteners		
<b>Packaging</b>	20 ft (60 modules) per carton, 16 clamps included		
<b>Color temperatures</b>	6500 K, 5000 K		



# SignBOX II

LED illumination for single or double-sided sign boxes

## Specifications *cont'd*



<b>Lumens per module</b>	Single-sided	6500 K	105
	Single-sided	5000 K	90
	Double-sided	6500 K	210
	Double-sided	5000 K	180
<b>Mounting hardware</b>	Bracket	Bag of 10	401309-10
	Clamp	Bag of 16	410155-16
	Coupler	Bag of 10	401330-10

