

Customer Information Sheet

DRAWING No.: M20-785XXX

SHEET 2 OF 2

IF IN DOUBT - ASK

©

NOT TO SCALE

THIRD ANGLE PROJECTION

ALL DIMENSIONS IN mm

SPECIFICATION:

MATERIAL:
 MOULDING = PA6T UL94V-0, BLACK
 CONTACTS = PHOSPHOR BRONZE
FINISH (OVER NICKEL):
 42 = GOLD ON CONTACT AREA, 100% TIN ON TAILS
 46 = 100% TIN

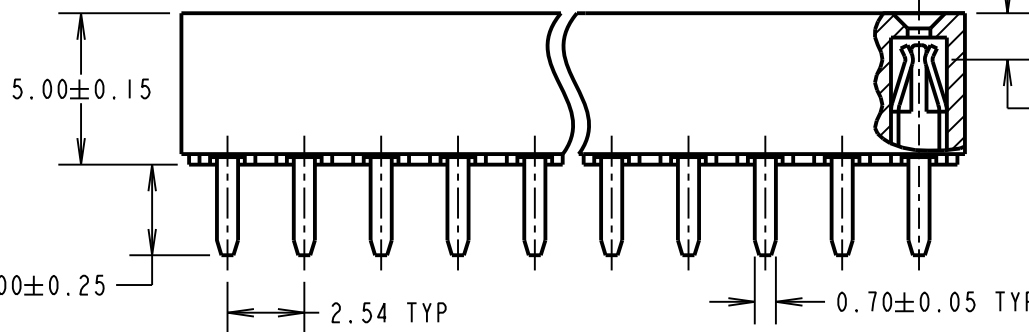
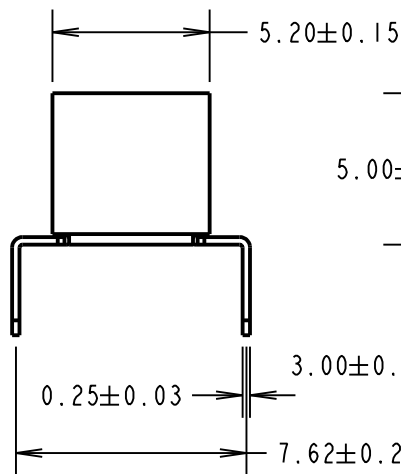
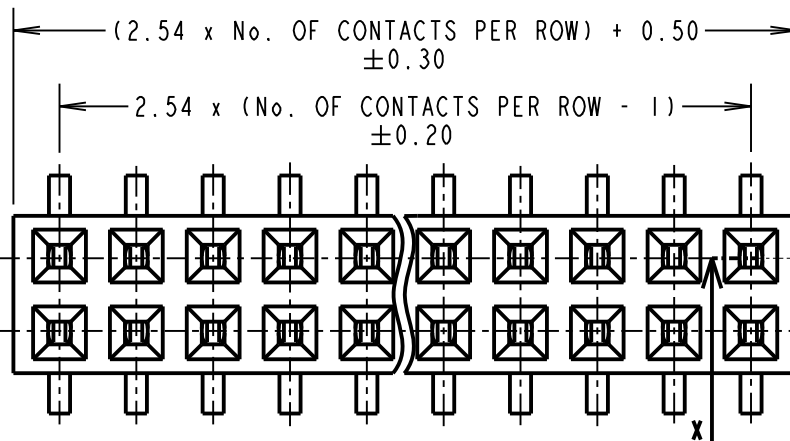
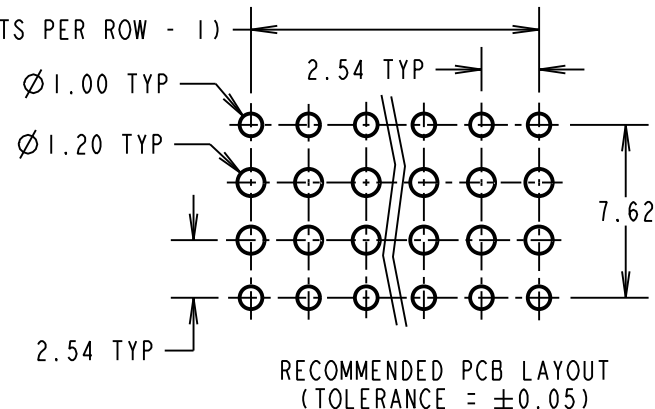
ELECTRICAL:
 CURRENT RATING = 3A
 VOLTAGE RATING = 500V AC
 CONTACT RESISTANCE = 20mΩ MAX
 INSULATION RESISTANCE = 1000MΩ MIN

MECHANICAL:
 DURABILITY = 100 CYCLES MIN
 INSERTION FORCE = 2.0N MAX
 WITHDRAWAL FORCE = 0.3N MAX

ENVIRONMENTAL:
 TEMPERATURE RANGE = -40°C TO +105°C

PACKING:
 TUBE
 FOR COMPLETE SPECIFICATION, SEE
 COMPONENT SPECIFICATION C001XX
 (LATEST ISSUE)

2.54 x (No. OF CONTACTS PER ROW - 1)



ORDER CODE: **M20-785XXX**

No. OF CONTACTS PER ROW: _____
 02 TO 20, 30

FINISH: _____
 42 = SELECTIVE GOLD / 100% TIN
 46 = 100% TIN

WJP	10	01.08.17	20398
NAME	ISS.	DATE	C/NOTE
APPROVED: W. J. PRESTON			
CHECKED: S. BENNETT			
DRAWN: J. EVANS			
CUSTOMER REF.:			
ASSEMBLY DRG:			

HARWIN

www.harwin.com
 technical@harwin.com

THIS DRAWING AND ANY INFORMATION OR DESCRIPTIVE MATTER SET OUT HEREON ARE CONFIDENTIAL AND COPYRIGHT PROPERTY OF THE HARWIN GROUP AND MUST NOT BE DISCLOSED, LOANED, COPIED OR USED FOR MANUFACTURING, TENDERING OR FOR ANY OTHER PURPOSE WITHOUT THEIR WRITTEN PERMISSION.

TOLERANCES
 X. = ±1mm
 X.X = ±0.50mm
 X.XX = ±0.10mm
 X.XXX = ±0.01mm
 ANGLES = ±5°
 UNLESS STATED

MATERIAL:

SEE ABOVE

FINISH: SEE ABOVE

S/AREA: mm²

TITLE:

2.54mm PITCH DIL PC TAIL
 DUAL ENTRY SOCKET ASSY

DRAWING NUMBER:

M20-785XXX

SHT
 2 OF 2