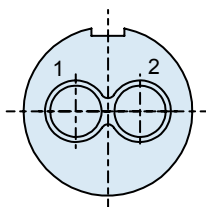


**07
RECEPTACLE ASSEMBLY**

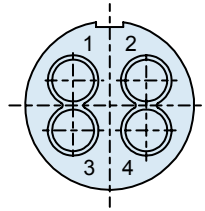
APPLICATION NOTES

1. Material/ Finish:
Barrel/ Shell, Lock Nut- Al Alloy/ See Table II.
Insert, Coupling Nut- Hi Grade Engineering Thermoplastic/ N.A.
Alignment Sleeve- Zirconia Ceramic/ N.A.
Retaining Ring- Stainless Steel/ N.A.
Retaining Clips- Beryllium Copper/ N.A.
Lock Cap- Black Anodize.
2. For Fiber Optic Test Probe Terminus
See Glenair Drawing 181-027.
3. Assembly identified with manufacturer's name and P/N, space permitting.
4. Metric dimensions (mm) are indicated in parentheses.

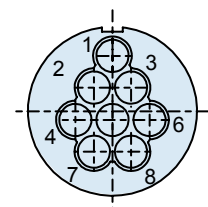
180-089 (07 Receptacle)
Fiber Optic Test Adapter
MIL-PRF-28876



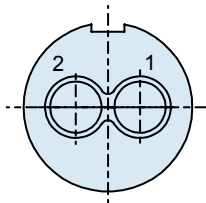
11-2
SOCKET FACE



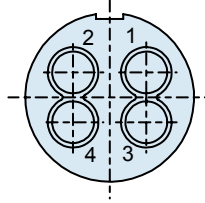
13-4
SOCKET FACE



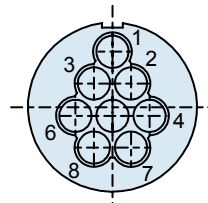
15-8
SOCKET FACE



11-2
PIN FACE



13-4
PIN FACE



15-8
PIN FACE

TABLE I: SHELL SIZE

Shell Size	Shell Size Code Ref.	Number of Terminus Cavities	A Thread 0.1P-0.2L-DS	B Dia Max
11	A	2	.750 (19.1)	1.020 (25.9)
13	B	4	.875 (22.2)	1.150 (29.2)
15	C	6	1.062 (27.0)	1.275 (32.4)
15	C	8	1.062 (27.0)	1.275 (32.4)
23	F	18	1.500 (38.1)	1.400 (35.6)
23	F	31	1.500 (38.1)	1.400 (35.6)

TABLE II: FINISH

SYM	MATERIAL	FINISH
B	Aluminum	Cadmium Plate/Olive Drab
M	Aluminum	Electroless Nickel
N	Aluminum	Cadmium Plate/Olive Drab over Nickel Plate
NF	Aluminum	Cadmium/Olive Drab over Electroless Nickel (500-Hr. Salt Spray)
J	Aluminum	Iridite, Gold over Cadmium Plate over Electroless Nickel