


Coaxial Low Pass Filter

DC to 490MHz

NEW!
VLF-490



CASE STYLE: FF704
PRICE: \$19.95 ea. QTY (10-24)

Maximum Ratings

Operating Temperature	-55°C to 100°C
Storage Temperature	-55°C to 100°C
RF Power Input	8.5*W max. at 25°C
DC Current Input to Output	0.5A max. at 25°C

*Passband rating, derate linearly to 3.5W at 100°C ambient.

Features

- low cost
- small size
- 7 sections
- temperature stable
- patent pending

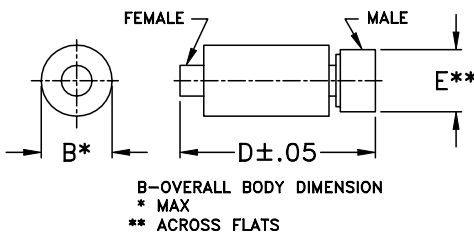
Applications

- harmonic rejection
- transmitters/receivers
- lab use

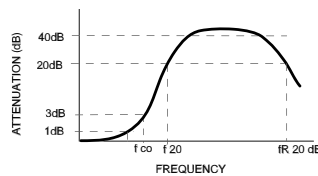
Low Pass Filter Electrical Specifications (T_{AMB}=25°C)

MODEL NO.	PASSBAND (MHz) (loss < 1 dB) Max.	f _{co} , MHz Nom. (loss 3 dB) Typ.	STOP BAND (MHz) (loss, dB)			VSWR (:1)		NO. OF SECTIONS
			f 20 Min.	40 Typ.	fr 20 Typ.	Stopband Typ.	Passband Typ.	
LFCN-490	DC-490	650	780	880-2500	6000	20	1.2	7

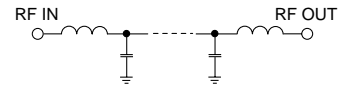
Outline Drawing



typical frequency response



schematic



Typical Performance Data at 25°C

Frequency (MHz)	Insertion Loss (dB)	VSWR (:1)
1.00	0.05	1.01
100.00	0.22	1.05
250.00	0.39	1.02
500.00	0.86	1.07
600.00	1.52	1.45
650.00	2.37	1.85
700.00	5.08	3.10
780.00	27.49	12.99
880.00	44.92	19.76
1000.00	41.68	25.94
2500.00	75.47	51.10
3500.00	38.94	51.10
4500.00	36.38	30.49
5500.00	20.80	24.14
6000.00	21.07	22.00

Outline Dimensions (inch/mm)

B	D	E	wt.
inch	inch	inch	grams
.410	1.43	.312	10.0
10.41	36.32	7.92	

