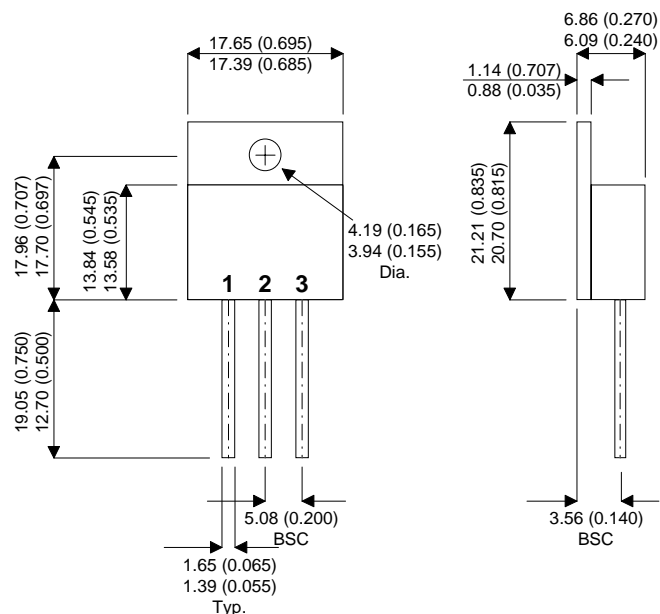


MECHANICAL DATA

Dimensions in mm



TO258 METAL PACKAGE

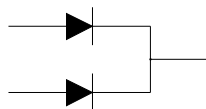
**DUAL SCHOTTKY
BARRIER DIODE IN
TO258 METAL PACKAGE
FOR HI-REL APPLICATIONS**

FEATURES

- HERMETIC TO258 METAL PACKAGE
- ISOLATED CASE
- AVAILABLE IN COMMON CATHODE, COMMON ANODE AND SERIES VERSIONS
- SCREENING OPTIONS AVAILABLE
- OUTPUT CURRENT 30A
- LOW V_F
- LOW LEAKAGE

Common Cathode

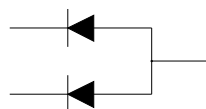
SB30-45-258M
SB30-40-258M



1 = A₁ Anode 1
2 = K Cathode
3 = A₂ Anode 2

Common Anode

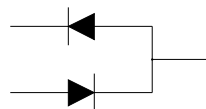
SB30-45-258AM
SB30-40-258AM



1 = K₁ Cathode 1
2 = A Anode
3 = K₂ Cathode 2

Series Connection


SB30-45-258RM
SB30-40-258RM



1 = K₁ Cathode 1
2 = Centre Tap
3 = A₂ Anode

ABSOLUTE MAXIMUM RATINGS ($T_{case} = 25^{\circ}C$ unless otherwise stated)

		SB30-40-258M SB30-40-258AM SB30-40-258RM	SB30-45-258M SB30-45-258AM SB30-45-258RM
V_{RRM}	Peak Repetitive Reverse Voltage	40V	45V
V_{RSM}	Peak Non-Repetitive Reverse Voltage	40V	45V
V_R	Continuous Reverse Voltage	40V	45V
I_O	Output Current	30A	
I_{FSM}	Peak Non-Repetitive Surge Current (50Hz)	245A	
T_{STG}	Storage Temperature Range	-55°C to 150°C	
T_J	Maximum Operating Junction Temperature	150°C/W	



SB30-45-258M SB30-40-258M
SB30-45-258AM SB30-40-258AM
SB30-45-258RM SB30-40-258RM

ELECTRICAL CHARACTERISTICS (Per Diode)($T_{CASE} = 25^{\circ}C$ unless otherwise stated)

Parameter	Test Conditions	Min.	Typ.	Max.	Unit
V_F Forward Voltage	$I_F = 15A$ $T_J = 125^{\circ}C$			0.6	V
	$I_F = 20A$ $T_J = 25^{\circ}C$			0.8	
I_R Reverse Current	$V_R = V_{RRM}$ $T_J = 100^{\circ}C$			30	mA
	$V_R = V_{RRM}$ $T_J = 25^{\circ}C$			500	μA
C_d Junction Capacitance	$V_R = 5 V$ $f = 1 MHz$		500		pF

Pulse test $t_p=300\mu s$ $\delta \leq 2\%$

THERMAL CHARACTERISTICS

$R_{TH(j-c)}$	Maximum Thermal Resistance Junction To Case	2.0	$^{\circ}C/W$
---------------	---	-----	---------------