

**High Performance Amplifier,  
8 dB Gain, 30 - 250 MHz**

**AM-119/AMC-119  
V3**

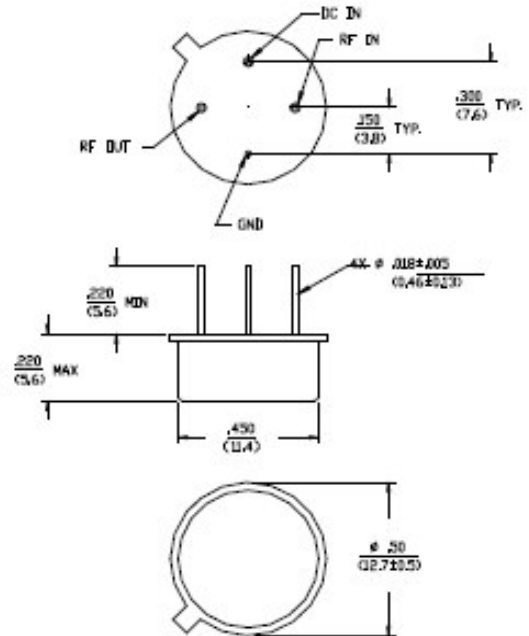
**Features**

- 2.3 dB Typical Midband Noise Figure
- +23 dBm Typical Midband Output Power
- +40 dBm Typical Midband Third Order Intercept

**Description**

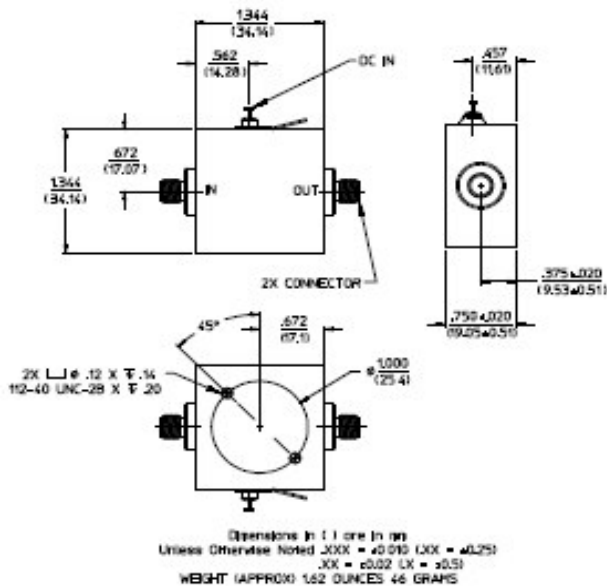
M/A-COM's AM-119 is a coupler feedback amplifier with high intercept and compression points. The use of coupler feedback minimizes noise figure and current in a high intercept amplifier. This amplifier is packaged in a TO-8 package. Due to the internal power dissipation the thermal rise minimized. The ground plane on the PC board should be configured to remove heat from under the package. AM-119 is ideally suited for use where a high intercept, high reliability amplifier is required.

**TO-8-1**



Dimensions in  $\square$  are in mm  
Unless Otherwise Noted .XXX =  $\pm 0.010$  (XX =  $\pm 0.25$ )  
.XX =  $\pm 0.02$  (X =  $\pm 0.5$ )  
WEIGHT (APPROX) 0.00 OUNCES 0.0 GRAMS

**C-32**



Dimensions in  $\square$  are in mm  
Unless Otherwise Noted .XXX =  $\pm 0.010$  (XX =  $\pm 0.25$ )  
.XX =  $\pm 0.02$  (X =  $\pm 0.5$ )  
WEIGHT (APPROX) 0.62 OUNCES 46 GRAMS

**Absolute Maximum Ratings <sup>1</sup>**

Parameter	Absolute Maximum
Max. Input Power	+13 dBm
Vbias	+15.75 V
Operating Temperature	-55°C to +85°C
Storage Temperature	-65°C to +125°C

1. Operation of this device above any one of these parameters may cause permanent damage.

**High Performance Amplifier,  
8 dB Gain, 30 - 250 MHz**

**AM-119/AMC-119  
V3**

**Electrical Specifications: <sup>2,3</sup> T<sub>A</sub> = -55°C to +85°C Case Temperature**

Parameter	Test Conditions	Frequency	Units	Min.	Typ.	Max.
Gain	@+25°C	250 MHz	dB	7.5	8.0	8.5
Frequency Response	—	30 - 250 MHz	dB	—	—	±0.75
Gain Variation with Temperature	—	30 - 250 MHz	dB	—	—	±1.0
1 dB Compression	Output Power	30 - 250 MHz	dBm	+20	—	—
Noise Figure	—	30 - 250 MHz	dB	—	—	3.5
Reverse Transmission	—	30 - 250 MHz	dB	—	-11.0	-9.5
VSWR	—	30 - 250 MHz	Ratio	—	—	2.3:1
Output IP <sub>2</sub>	Two-Tone inputs up to +10 dBm	30 - 250 MHz	dBm	+39	—	—
Output IP <sub>3</sub>	Two-Tone inputs up to +10 dBm	30 - 250 MHz	dBm	+34	—	—
Vbias	—	—	VDC	+14.5	+15.0	+15.5
Ibias	Vbias = +15.0 VDC	—	mA	—	50	60
Power Dissipation	@ +15 V Bias	—	mW	—	750	—

2. All specifications apply when operated at +15 VDC, with 50 ohms source and load impedance.

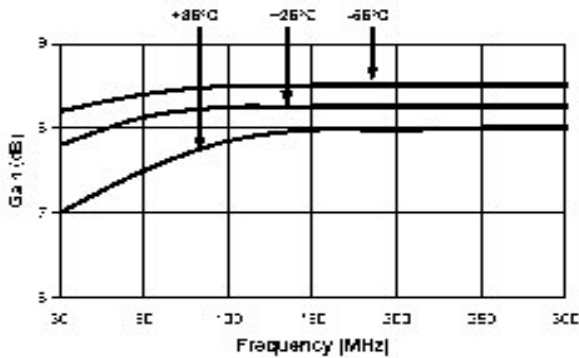
3. Heat Sinking: Operation at case temperature above 95°C is not recommended. Heat sinking adequate to dissipate 1W must be provided in use.

**High Performance Amplifier,  
8 dB Gain, 30 - 250 MHz**

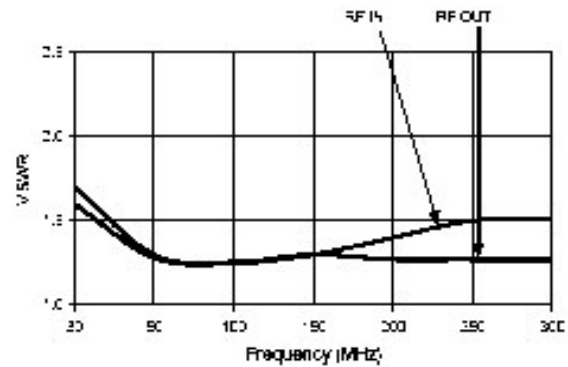
**AM-119/AMC-119  
V3**

**Typical Performance Curves**

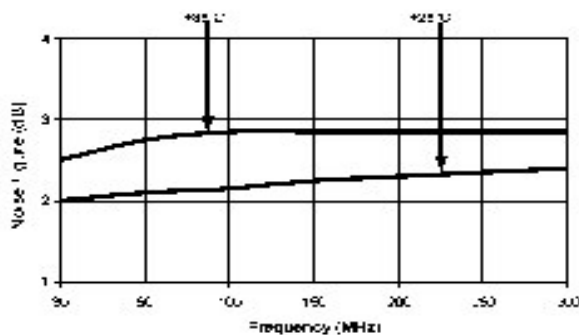
*Gain vs. Frequency*



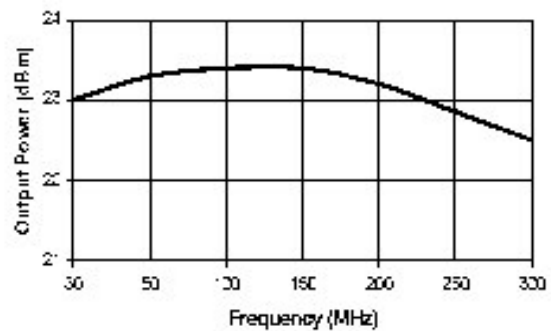
*VSWR vs. Frequency*



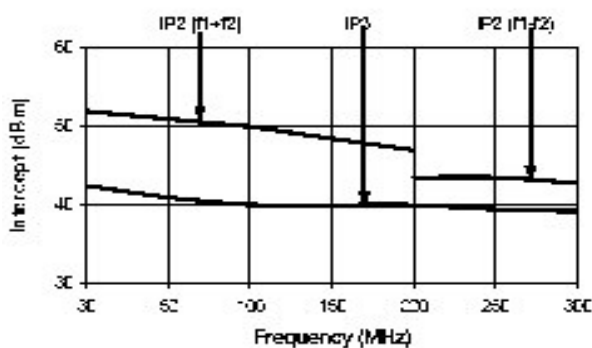
*Noise Figure*



*1 dB Compression*



*Intermodulation Intercept*



**Ordering Information**

Part Number	Package
AM-119 PIN <sup>4</sup>	TO-8-1
AMC-119 SMA	Connectorized

4. Mounting kit part number AU00071 required for PCB applications.