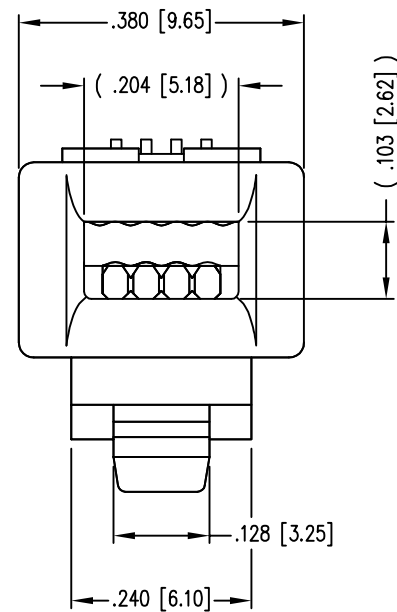
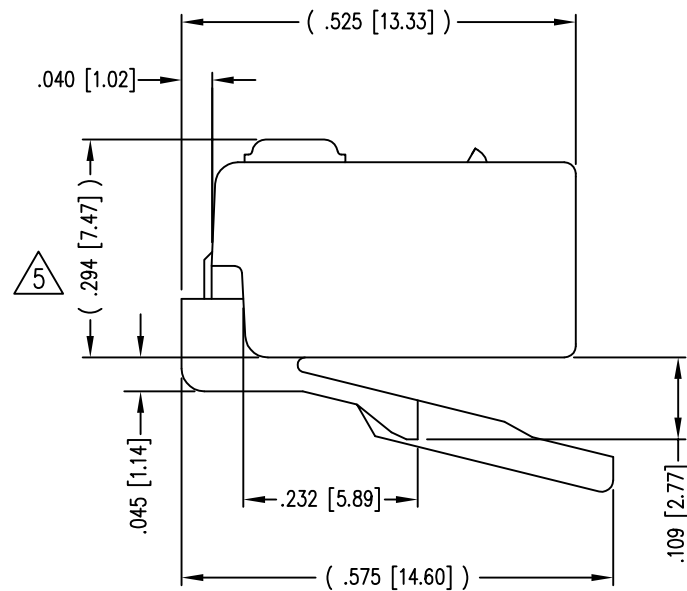
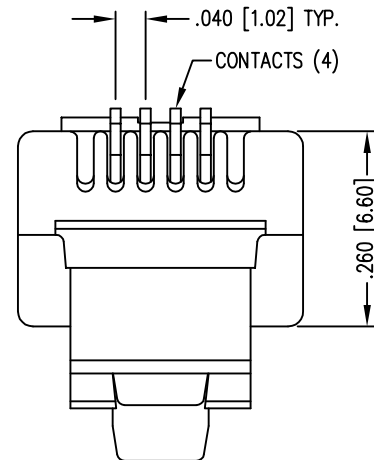
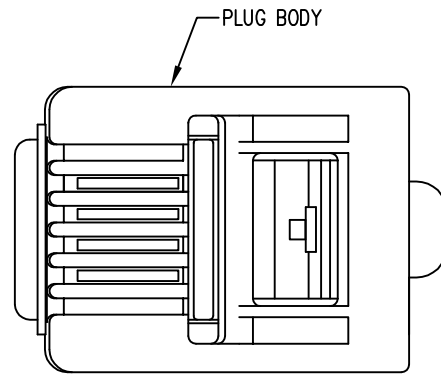


2

1

DATE	REV	ECN	APP'D. BY
11-2-05	A1	7367	TRM
1-13-06	A2	7436	JM
5-22-12	A3	9472	SMN
1-5-15	A4	10166	TRM



NOTES:

- 1- MATERIALS:  
PLUG BODY: POLYCARBONATE, UL 94-V0  
CONTACTS: PHOSPHOR BRONZE, SELECTIVE GOLD PLATING
  - 2- CONTACTS TERMINATE SOLID OR STRANDED CONDUCTORS UP TO .037 [0.94] OUTSIDE DIAMETER OF INSULATION.
  - 3- FOR PRODUCT SPECIFICATION SEE PRO26-01.
  - 4- TOLERANCES COMPLY WITH F.C.C. DIMENSION REQUIREMENTS.
- △ TERMINATED PLUG HEIGHT: .237 [6.02] ±.005 [0.13]

BAG OF 25	50 MICRO-INCHES [1.27um]	940-SP-3046-B25
BULK	50 MICRO-INCHES [1.27um]	940-SP-3046
PACKAGE	CONTACT PLATING IN MATING AREA	PART NUMBER

B

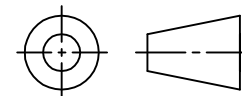
B

A

A

REV. 6/3/05

THIRD ANGLE PROJECTION



1118 Susquehanna Trail South  
Glen Rock, PA 17327-9199  
(717) 235-7512

<http://www.stewartconnector.com>

DO NOT SCALE DRAWING  
DRAWING IS SUBJECT TO  
CHANGE WITHOUT NOTICE

TITLE: FOUR CONDUCTOR LINE CORD MODULE  
COLOR: CLEAR

DIMENSIONS: INCHES [METRIC]

UNLESS OTHERWISE SPECIFIED  
TOLERANCES ARE ±.005 [0.13]  
ANGLES ARE ± 1°

THIS DRAWING AND THE SUBJECT MATTER SHOWN THEREON ARE CONFIDENTIAL AND THE PROPRIETARY PROPERTY OF STEWART CONNECTOR AND SHALL NOT BE REPRODUCED, COPIED, OR USED IN ANY MANNER WITHOUT PRIOR WRITTEN CONSENT OF STEWART CONNECTOR. THIS PRODUCT MAY BE PROTECTED BY ONE OR MORE OF THE FOLLOWING US PATENTS:  
5628647 6402559 6409535 6524128  
7753717 8033863  
OTHER PATENTS MAY BE PENDING.

DRN BY: KKL DATE 7-12-93

APPD BY: THM DATE 9-27-93

DWG NO. CT300085 REV. A4

SHEET NO. 1 OF 1



2

1

AutoCAD