

T-11-155-D-SXX



Features

- InGaAs/InP PIN Photodiode with transimpedance amplifier
- High sensitivity with AGC*
- Differential ended output
- Single +5V operation
- -40 to 85°C operating temperature
- SC/LC/MU ROSA package
- ATM 155Mbps receiver/transceiver application
- Fast Ethernet receiver/transceiver application

Absolute Maximum Rating (Tc=25°C)

Parameter	Symbol	Value	Unit
Supply Voltage	V_{CC}	6	V
Operating Temperature	T_{opr}	-40 to +85	°C
Storage Temperature	T_{stg}	-40 to +85	°C

DC Electrical Characteristics(Tc=25°C)

Parameter	Symbol	Min	Typical	Max	Unit
Power Supply	V_{CC}	4.5	5.0	5.5	V
Differential Output Voltage	V_d	-	1	-	V
Supply Current (no load)	I_{CC}	-	-	35	mA

Operating at : $V_{CC}=5V$, $T_c=25^\circ C$, $R_L=3000\Omega$, $\lambda=1310nm$, 9/125 μm SM fiber)

AC/Optical and Electrical Characteristics(Tc=25°C)

Parameter	Symbol	Min	Typical	Max	Unit	Test Condition
Detection Range		1100	1310	1650	nm	-
Gain @ 10 Mbps Differential	G	0.17	-	220	V/mW	$\lambda=1310nm$
Bandwidth	BW	120	140	-	MHz	
Saturation Power	P_{sat}	-3	0	-	dBm	$\lambda=1310nm$
Sensitivity	Sens	-	-38	-36	dBm	BER=10 ⁻¹⁰ @155Mbps
Output Resistance	R_{out}	-	50	65	ohm	

Connector Options

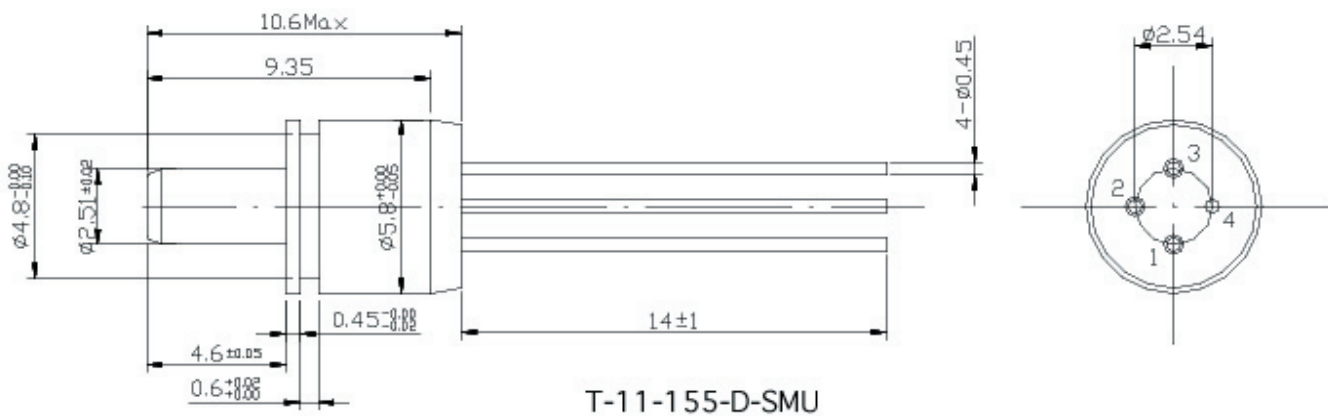
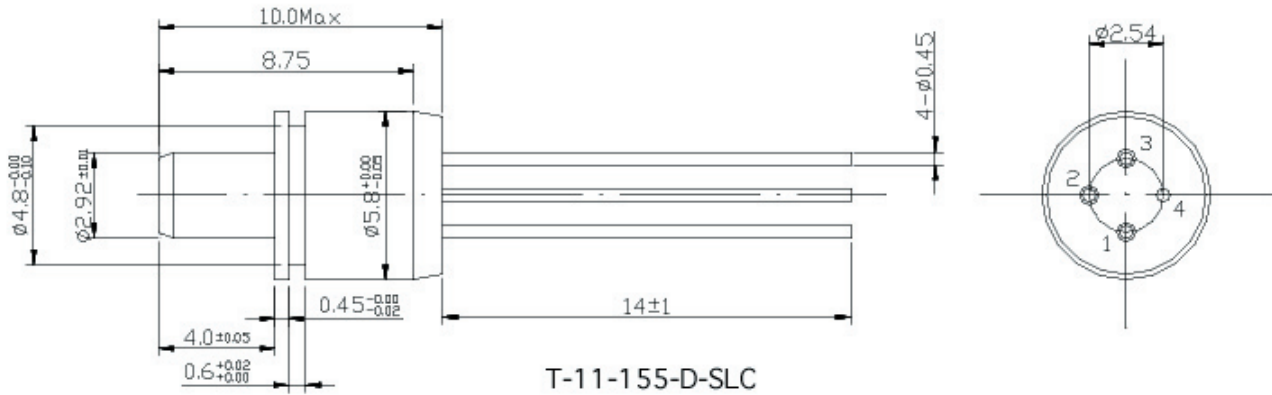
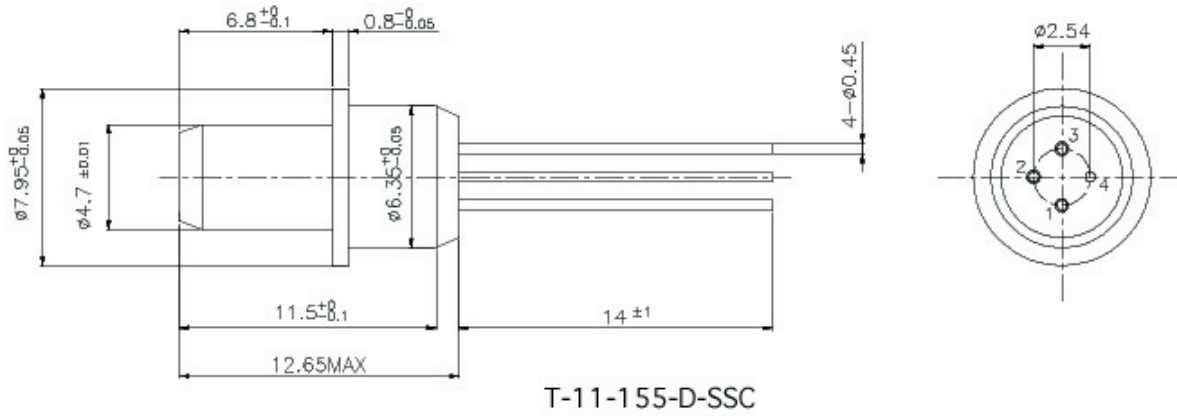
Model	Package	Fiber	Connector
T-11-155-D-SSC	ROSA	-	SC
T-11-155-D-SLC	ROSA	-	LC
T-11-155-D-SMU	ROSA	-	MU

T-11-155-D-SXX

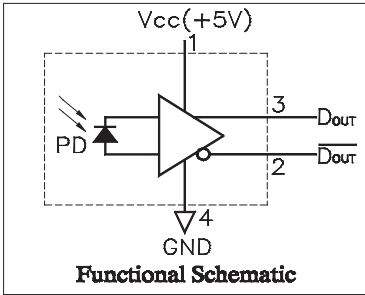
Outline Drawing

155Mbps PIN-TIA Receiver Modules-ROSA(5V)

Units in mm



Pin Assignment



Pin assignment

- 1~Vcc
- 2~ \overline{Dout}
- 3~Dout
- 4~GND(CASE)

Warnings

Handling Precautions: This device is susceptible to damage as a result of electrostatic discharge (ESD). A static free environment is highly recommended. Follow guidelines according to proper ESD procedures.

Laser Safety: Radiation emitted by laser devices can be dangerous to human eyes. Avoid eye exposure to direct or indirect radiation.

Legal Notice

IMPORTANT NOTICE!

All information contained in this document is subject to change without notice, at Luminent's sole and absolute discretion. Luminent warrants performance of its products to current specifications only in accordance with the company's standard one-year warranty; however, specifications designated as "preliminary" are given to describe components only, and Luminent expressly disclaims any and all warranties for said products, including express, implied, and statutory warranties, warranties of merchantability, fitness for a particular purpose, and non-infringement of proprietary rights. Please refer to the company's Terms and Conditions of Sale for further warranty information.

Luminent assumes no liability for applications assistance, customer product design, software performance, or infringement of patents, services, or intellectual property described herein. No license, either express or implied, is granted under any patent right, copyright, or intellectual property right, and Luminent makes no representations or warranties that the product(s) described herein are free from patent, copyright, or intellectual property rights. Products described in this document are NOT intended for use in implantation or other life support applications where malfunction may result in injury or death to persons. Luminent customers using or selling products for use in such applications do so at their own risk and agree to fully defend and indemnify Luminent for any damages resulting from such use or sale.

THE INFORMATION CONTAINED IN THIS DOCUMENT IS PROVIDED ON AN "AS IS" BASIS. Customer agrees that Luminent is not liable for any actual, consequential, exemplary, or other damages arising directly or indirectly from any use of the information contained in this document. Customer must contact Luminent to obtain the latest version of this publication to verify, before placing any order, that the information contained herein is current.

© Luminent, Inc. 2003
All rights reserved