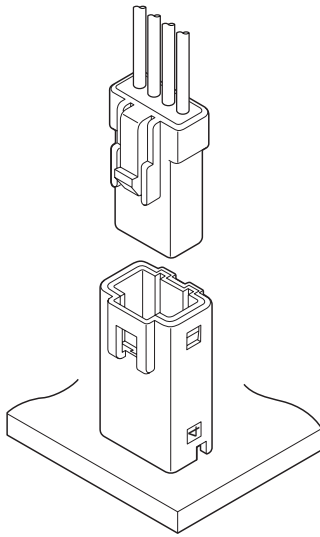




# JWPF CONNECTOR

**2.0mm pitch/Disconnectable Crimp style connectors**

*(Combined use for both wire-to-board and wire-to-wire connections)*



**This JWPF connector can be used for the place of which especially waterproof is required.**

**This is the wire-to-board connector that is grade 7 ingress protection of JIS C 0920 (IPX7 of IEC 60529).**

- **Waterproof performance**
- **Contained seal ring**
- **Solid rubber seal**
- **Double-spring construction**
- **Housing-to-terminal locks**
- **Inner housing lock**
- **Header for use specifically with resin coated ("potted") PC board**

## Specifications

- Current rating: 3 A AC, DC (AWG #22)
- Voltage rating: 100 V AC, DC
- Temperature range: -55°C to +85°C  
(including temperature rise in applying electrical current)
- Contact resistance: Initial value/ 10 mΩ max.  
After environmental tests/ 15 mΩ max.
- Insulation resistance: 1,000 MΩ min.
- Withstanding voltage: 1,000 VAC/minute
- Applicable wire: AWG #26 to #22  
0.13 to 0.33 mm<sup>2</sup>  
Insulation O.D./ 1.4 to 1.7 mm
- Waterproof grade: Grade 7 ingress protection of JIS C 0920 (IPX7 of IEC 60529)


\* Refer to "General Instruction and Notice when using Terminals and Connectors" at the end of this catalog.

\* Contact JST for details.

\* Compliant with RoHS.

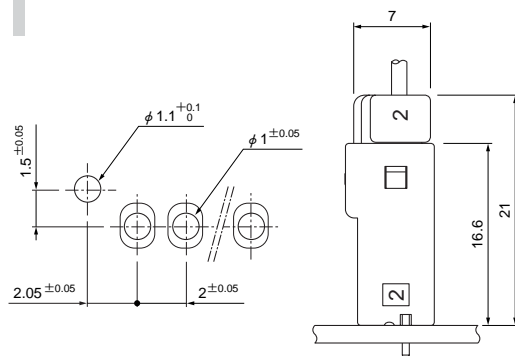
## Standards

 Recognized E60389

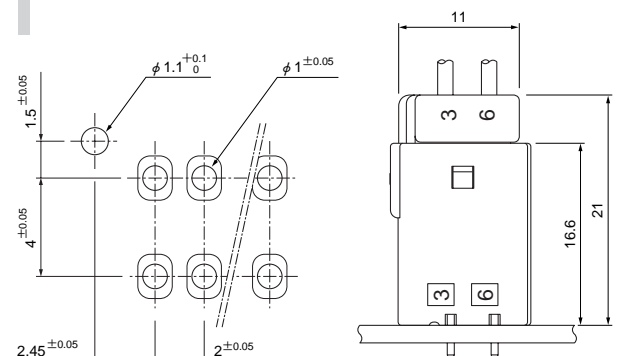
 R50326661

## PC board layout and Assembly layout

### Single-row type



### Double-row type



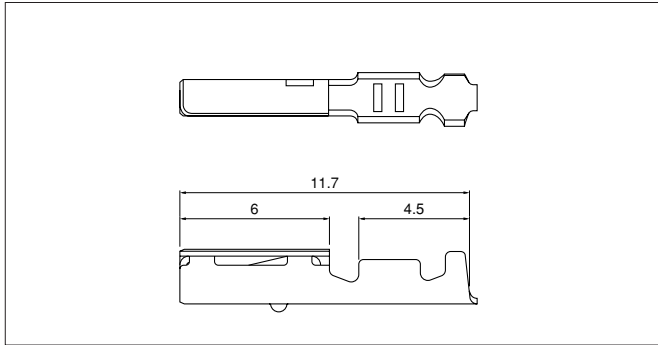
Note: 1. The above figure is the figure viewed from the connector mounting side.

2. Tolerances are non-cumulative: ±0.05 mm for all centers.

3. Hole dimension differ according to the type of PC board and piercing method. If PC boards made of hard material are used, the hole dimensions should be larger. The dimensions above should serve as a guideline. Contact JST for details.

# JWPF CONNECTOR

## Contact



Model No.	Applicable wire		Insulation O.D (mm)	Q'ty/reel
	mm <sup>2</sup>	AWG#		
<b>SWPR-001T-P025</b>	0.13~0.33	26~22	1.4~1.7	8,200

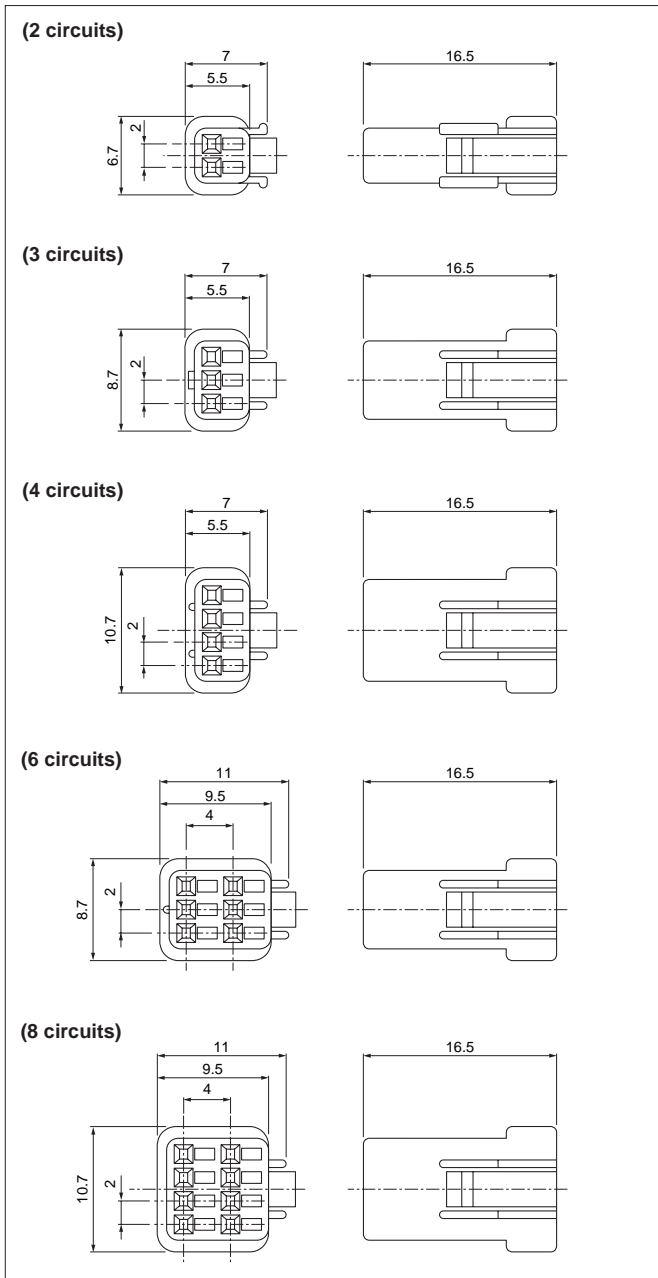
### Material and Finish

Copper alloy, tin-plated (reflow treatment)

### RoHS compliance

Contact	Crimping machine	Applicator		
		Crimp applicator	Dies	Crimp applicator with dies
<b>SWPR-001T-P025</b>	AP-K2N	MKS-L	MK/SWPR/T-001-025	APLMK SWPR/T001-025
		—	—	—

## Housing



Circuits	Model No.	Q'ty/bag
2	<b>02R-JWPF-VSLE-S</b>	1,000
3	<b>03R-JWPF-VSLE-S</b>	1,000
4	<b>04R-JWPF-VSLE-S</b>	1,000
6	<b>06R-JWPF-VSLE-D</b>	1,000
8	<b>08R-JWPF-VSLE-D</b>	1,000

### Material

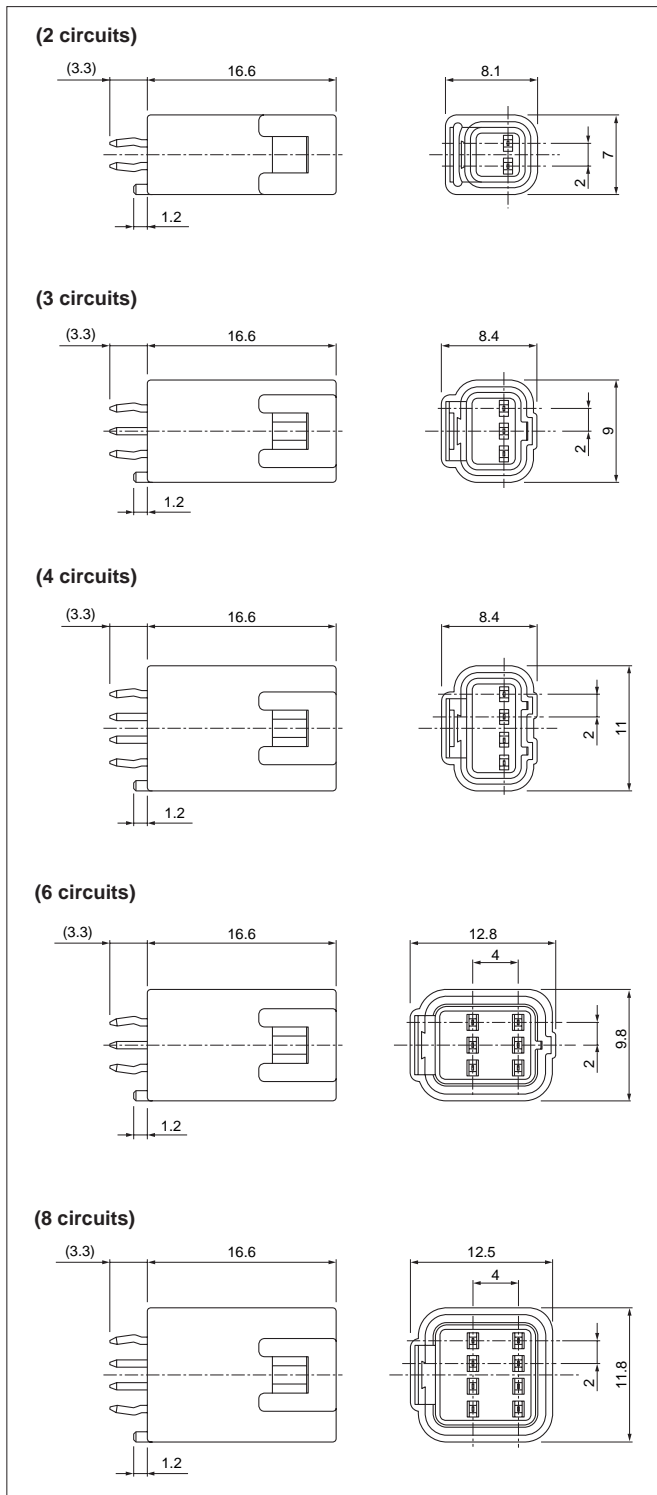
PBT, UL94V-0, natural (white)

### RoHS compliance

Note: Housing comes with seal rubber plate.

# JWPF CONNECTOR

## Shrouded header



Circuits	Model No.	Q'ty/box
2	<b>B02B-JWPF-SK-R</b>	825
3	<b>B03B-JWPF-SK-R</b>	650
4	<b>B04B-JWPF-SK-R</b>	525
6	<b>B06B-JWPF-SK-R</b>	330
8	<b>B08B-JWPF-SK-R</b>	270

### Material and Finish

Press pin: Copper alloy, tin-plated (reflow treatment)

Seal ring: Silicon rubber

Seal ring holder: PBT, UL94V-0, yellow

Wafer: Glass-filled PBT, UL94V-0, natural (white)

**RoHS compliance** This product displays (LF)(SN) on a label.