

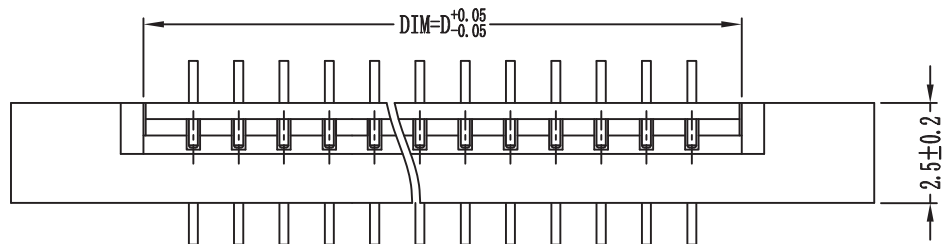
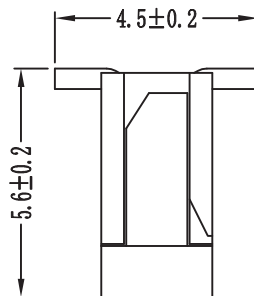
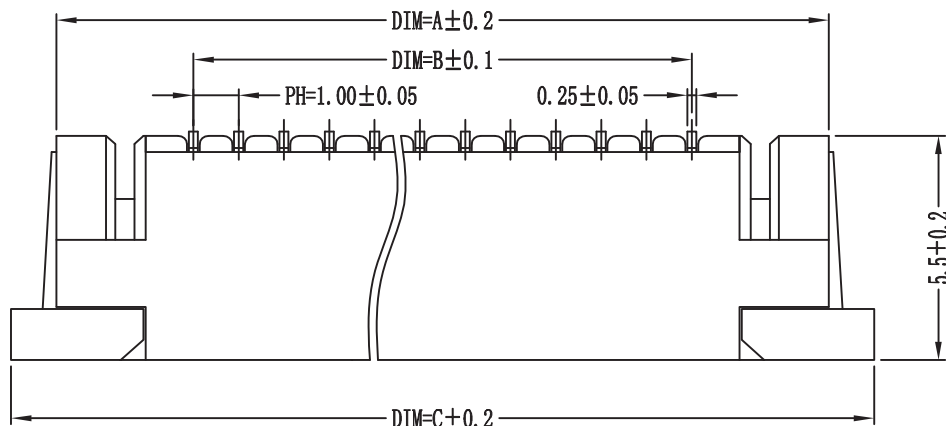
PCB Layout

Electrical Characteristics:

Current rating: 0.5A AC/DC
 Voltage rating: 50V AC/DC
 Temperature range: -25°C~+85°C
 Withstand Voltage: 500V AC/Minute
 Contact Resistance: ≤ 30mΩ
 Insulation resistance: ≥ 500mΩ
 Relative Humidity: 93%+40°C

Material Description:

Contact: Phosphor Bronze Tin-Leadplated
 Housing: HEIGHT TEMP. PLASTIC(UL94V-0)
 Slider: HEIGHT TEMP. PLASTIC(UL94V-0)



PIN数	DIM=A	DIM=B	DIM=C	DIM=D
30P	35.0	29.00	37.0	31.10
29P	34.0	28.00	36.0	30.10
28P	33.0	27.00	35.0	29.10
27P	32.0	26.00	34.0	28.10
26P	31.0	25.00	33.0	27.10
25P	30.0	24.00	32.0	26.10
24P	29.0	23.00	31.0	25.10
23P	28.0	22.00	30.0	24.10
22P	27.0	21.00	29.0	23.10
21P	26.0	20.00	28.0	22.10
20P	25.0	19.00	27.0	21.10
19P	24.0	18.00	26.0	20.10
18P	23.0	17.00	25.0	19.10
17P	22.0	16.00	24.0	18.10
16P	21.0	15.00	23.0	17.10
15P	20.0	14.00	22.0	16.10
14P	19.0	13.00	21.0	15.10
13P	18.0	12.00	20.0	14.10
12P	17.0	11.00	19.0	13.10
11P	16.0	10.00	18.0	12.10
10P	15.0	9.00	17.0	11.10
9P	14.0	8.00	16.0	10.10
8P	13.0	7.00	15.0	9.10
7P	12.0	6.00	14.0	8.10
6P	11.0	5.00	13.0	7.10

TOLERANCE UNLESS OTHERWISE

X.	±0.30	X°	±5°
.X	±0.20	.X°	±2°
.XX	±0.08	.XX°	±1°
.XXX	±0.03	.XXX°	±0.5°

DRAWN	CK tan
CHKD	
APPD	
VIEW	

XFCN兴飞连接器有限公司
 CONNECTORS XFCN CONNECTORS CO., LTD.

PRODUCT NAME: FPC 1.00mm Connectors
 PART. NO.: F1003-V-XX-25T

SHEET	1/1
DATE	2010. 4. 12
UNITS	mm
SCALE	1:1
DWG. NO.	009

AO
VER

MODIFICATION

DRAW

DATE